

المملكة العربية السعودية  
Kingdom of Saudi Arabia



وزارة التربية والتعليم  
Ministry of Education

# Get Ready

Student's Book

# 4

[www.saudienglish.net](http://www.saudienglish.net)

محمد 2011

  
MACMILLAN

# Rubric Glossary

Because of their importance in the learning experience, these rubric words have been translated into Arabic for the use of pupils and parents.

Answer

أجب

Ask

اسأل

Check

افحص

Circle

ضع دائرة حول

Colour

لوّن

Complete

أكمل

Copy

انسخ

Count

عدّ

Cover

غط

Do

نفذ - افعل

Draw

ارسم

Find

جد

Join

ألحق

Listen

استمع

Look

انظر

Match

قابل

Read

اقرأ

Say

قل

Trace

تتبع

Write

اكتب



Stand up



Sit down



Open your books



Listen



Look



Find



Say



Write



Quiet



# Contents

## Pupil's Book Units

Page

Welcome

4

1 Time

6

2 A meal

10

Revision 1

14

Saudi Stars 1

16

3 My hometown

18

4 Invitations

22

Revision 2

26

Saudi Stars 2

28

Progress check 1

30

5 Countries

32

6 My country

36

Revision 3

40

Saudi Stars 3

42

7 Welcome to Saudi Arabia

44

8 Holiday photos

48

Revision 4

52

Saudi Stars 4

54

Progress check 2

56

## Workbook Units

Page

1 Time

59

2 A meal

62

Revision 1

65

3 My hometown

67

4 Invitations

70

Revision 2

73

5 Countries

75

6 My country

78

Revision 3

81

7 Welcome to Saudi  
Arabia

83

8 Holiday photos

86

*Picture dictionary*

91

# Welcome

Saudi Arabia

I'm Ali. This is my family.



Ali

My name is Mohammed.



Mohammed

Hi. I'm Majid.



Majid

Good morning.



Fatimah

Hello.



Sarah

How are you?



Yasser

I'm from Saudi Arabia.



Abdullah

I'm 13.



Nader



England

What's your name?



Peter

I'm from England.



Tom

Do you like English?



Mary

She's my sister.



Helen

This is my family.



Anna

How old are you?



Badriah

Where are you from?



Aunt Maha

Are you from Saudi Arabia?



Aseel



## 1


## Time



## Lesson 1

- 1 Listen and read.  






- 2 Listen and say.  



3a Listen and find. Number.  



3b Listen and say. Read and say in pairs.   

What's the time, please?

Thank you.



It's ... o'clock.

### Phrase bank

What's the time, please?


Sorry I'm late.

No, you're early.

4 Listen, draw and write.  



Tom's mother



3a **Listening; writing:** follow short, simple texts and understand basic instructions and time

3b **Listening; reading; speaking:** ask and give times

4 **Listening; writing:** understand time of day

## Lesson 2

### 1 Read and complete.

please time you It's Thank 10:00

- 1 What's the \_\_\_\_\_, please?
- 2 \_\_\_\_\_ 1:15.
- 3 Thank \_\_\_\_\_.
- 4 What's the time, \_\_\_\_\_?
- 5 It's \_\_\_\_\_.
- 6 \_\_\_\_\_ you.

It's ...



### 2 Read and say in pairs.

What's the time, please?

Thank you.

It's ...



### 3 Listen and match.






Mohammed and Fatimah



Ali and Tom



Sarah and Helen



- 4 Read and complete. Read and say in pairs.   

late early Sorry I'm

- 1 \_\_\_\_\_, I'm late.  
 2 No, you're \_\_\_\_\_.  
 3 Sorry, \_\_\_\_\_ early.  
 4 No, you're \_\_\_\_\_.



## Phonics

- 5a Look, listen and say.  



pl

gl

## Grammar Focus

o'clock, fifteen, thirty



It's two \_\_\_\_\_. It's two \_\_\_\_\_.



It's two \_\_\_\_\_.

- 5b Listen and tick ✓.   

1



2



# 2 A meal

## Lesson 1

1 Read. Listen and find.



2a Read. Listen and number.

Please pass me the ...



Be careful!  
It's hot!



Here you are.

They are sweet.

2b Read and say in pairs.

3 Listen and match.  



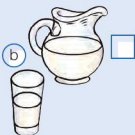

I eat at 7:15.



I eat at 7 o'clock.



I eat at 12:30.

4 Listen, tick (✓) or cross (X). Listen and say.   **Phrase bank**

Do you have any ...?

Please pass me some ...

Here you are.




## Lesson 2

1 Read and complete. 

banana bread salad ~~seup~~ tomatoes

- 1 Please pass me some soup. Be careful! It's hot!
- 2 Please pass me some \_\_\_\_\_ and cheese.
- 3 Please pass me a \_\_\_\_\_. It's sweet.
- 4 Please pass me some green \_\_\_\_\_ and three \_\_\_\_\_.

2 Listen and find. Listen and say. 

tea



water



soup



bread



tomato





banana



rice



salad

3 Listen and say.  4 Read and say in pairs.  

Do you have any ...?

Yes, I do.

No, I don't.

## Grammar Focus

## any some

Do you have \_\_\_ tomatoes?

Please pass me \_\_\_ soup.

Do you have \_\_\_ rice?



Please pass me \_\_\_ salad.

Phonics 5a Look, listen and say.  

br



tr

5b Listen and match.  

br tr




3 **Listening; speaking:** understand the main idea in four-part dialogues and ask and respond to simple requests

4 **Reading; speaking:** use formulaic language to ask and respond to simple questions

5 **Phonics 5a and 5b:** recognise and produce the sounds /br/ and /tr/ and link them to the spellings br and tr

# Revision 1





1 Write in order. 

28 23 25 20 27 21  
29 26 22 30 24

20



2 Listen and write.  



3 Choose and write.  

What's the time? It's hot! you're early. Here you are. It's three thirty.

A

What's the time, please?

1 \_\_\_\_\_

Thank you. Oh no! I'm late!

B

I'm sorry, I'm late.

No, 2 \_\_\_\_\_

3 \_\_\_\_\_

It's two thirty.

C

Please pass me the soup.

4 \_\_\_\_\_

Thank you.

Be careful. 5 \_\_\_\_\_

4 Look and write.



1 Do you have any rice?

2 Yes, I \_\_\_\_\_



3 Do \_\_\_\_\_

4 No, \_\_\_\_\_



5 \_\_\_\_\_

6 \_\_\_\_\_



7 \_\_\_\_\_

8 \_\_\_\_\_

Phonics **ABC**

5 Match.

pl

gl

br

tr

try


library

England

play

# SAUDI STARS 1

1 Read. Write late or early.



2 Answer Yes, I do or No, I don't. Write.


	😊	☹️
Do you like tea?		
Do you like rice?		
Do you like bananas?		
Do you like tomatoes?		

## Chant

3 Listen. Read and say.

Do you have any bread?  
Yes, we do. Yes, we do.  
Do you have any rice?  
Yes, we have rice too.

Do you have any salad?  
No, we don't. We do not.  
We have some nice soup.  
Be careful! It's hot!

4 Read and write the times. 

**My Saudi Blog**

My name's Zak. I'm 13. I live with my family in Riyadh, in Saudi Arabia.  
I'm at Exco International School.  
This is my day.

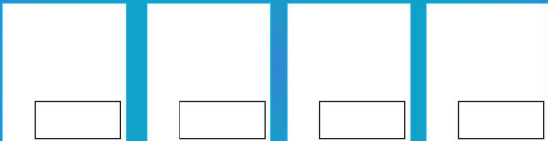


It's 7 o'clock. I'm at home. Breakfast is at 7:15. I eat bread and fruit at breakfast. I drink milk.  
It's 9:15. I'm at school. My teacher's name is Mr Brown.  
It's 12 o'clock. I'm on the school bus. It's very hot.  
It's 6:30. I'm at home. We eat at 7:15.

5 **Project:** Write and draw your Saudi Blog. 

**My Saudi Blog**



My name's \_\_\_\_\_  
\_\_\_\_\_  
\_\_\_\_\_



It's \_\_\_\_\_.  
It's \_\_\_\_\_.  
\_\_\_\_\_  
\_\_\_\_\_

# 3 My hometown

## Lesson 1

- 1 Listen and find. Read and say.   


This is my hometown. Here's the mosque.




Is there a park?

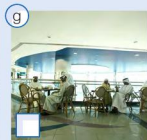

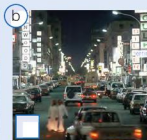
Yes, there is. It's next to the mosque. It's on the right.

Where's the hospital?




It's opposite the mosque.



- 2 Listen and number. Listen and say.   





3 Listen and find. Read and say.   



**Phrase bank**

Where's the ...?

Is there a ...?

4 Listen. Say in pairs.  




Where's the supermarket?

It's between the mosque and the bus stop.

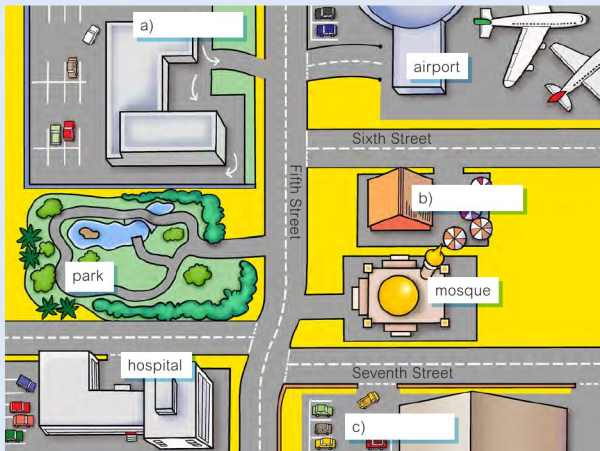





It's on Third Street.

## Lesson 2

- 1a Listen and find. Listen and write.  



shopping mall    supermarket    café



- 1b Listen and say. Read and write.   




- 1 The café is on \_\_\_\_\_ Street.  
 2 The shopping mall is on \_\_\_\_\_ Street.  
 3 The supermarket is on \_\_\_\_\_ Street.

2 Read. Say in pairs.  

next to    between    opposite    on the left    on the right

Where's the ...?

Thank you.



It's ...

### Grammar Focus



**next to / opposite /  
between**

The bus stop is \_\_\_\_\_  
\_\_\_\_\_ the shopping mall.

The park is \_\_\_\_\_  
the airport and the  
supermarket.

The taxi stop is  
\_\_\_\_\_ the hospital.

### Phonics

3 Look, listen and say.  



s /s/

1	3	5	7	9
11	13	15	17	
19	2	4	6	
8	10	12	14	
16	18	20		

s /z/



es /iz/

# 4 Invitations

## Lesson 1

1 Listen and read.  

Let's go to the ...



2 Listen and number. Listen and say.  

a



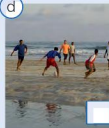
b



c






d





e



3 Read and match. Listen and match.   

play football go on a picnic ride a motorbike make a sandcastle



4 Read and complete.  



time



sandcastle



picnic



### Phrase bank

I want to ...

Let's go to the beach.

## Lesson 2

## 1 Read and match.



go on a picnic



make a sandcastle

Let's go on a picnic.

play football



go to the beach

Let's \_\_\_\_\_.



Let's \_\_\_\_\_.



Let's \_\_\_\_\_.

## 2 Read and say in pairs.






What do you want to do at the beach?

I want to ride a motorbike.

I want to make a sandcastle.

I want to ...

3 Listen and read. Listen and number.   

a I want to make a sandcastle.

b What do you want to do at the beach?

c I want to go to the beach. Do you want to come?

d Yes, that's great!



### Grammar Focus



to / at

What do you want to do \_\_\_\_\_ the beach?

Let's meet \_\_\_\_\_ the beach.

Let's go \_\_\_\_\_ the beach.

### Phonics




4a Look, listen and say.  



fr



fl

4b Listen and tick ✓. Say the words.   

1



Friday



4



2



3 **Listening; reading:** understand the main idea in a dialogue of four exchanges; follow a short simple text while listening to audio and using visual support

4 **Phonics 4a and 4b:** recognise and produce the sounds /fr/ and /fl/ and link them to the spellings fr and fl



## Revision 2

1 Write in the correct order. 

seventh third fifth second first sixth fourth

- 1 first                      2 \_\_\_\_\_                      3 \_\_\_\_\_  
4 \_\_\_\_\_                      5 \_\_\_\_\_                      6 \_\_\_\_\_  
7 seventh

2 Look and write. 



- the cafe    the mosque  
1 Where's the cafe?                      It's opposite the mosque.  
bus stop    the supermarket  
2 \_\_\_\_\_                      \_\_\_\_\_  
taxi stop    the hospital    the cafe  
3 \_\_\_\_\_                      \_\_\_\_\_  
the park    the left  
4 \_\_\_\_\_                      \_\_\_\_\_  
the airport    the right  
5 \_\_\_\_\_                      \_\_\_\_\_

3 Read and complete.



\_\_\_\_\_ do you want  
\_\_\_\_\_ do in the park?

?



Let's go to the park.



I want to \_\_\_\_\_.

\_\_\_\_\_ go to the \_\_\_\_\_.

\_\_\_\_\_ do you \_\_\_\_\_  
to do at the beach?

?



I \_\_\_\_\_  
a sandcastle.

Phonics **A B C**

4 Listen and number.



buses \_\_\_\_\_ parks \_\_\_\_\_ chairs \_\_\_\_\_

friend \_\_\_\_\_ flower \_\_\_\_\_

# SAUDI STARS 2

1 Read and complete.  

I'm are Street next to Where at between

1 Meet me at the café at 2:00.



2 It's on Fifth \_\_\_\_\_.



3 It's opposite the supermarket. It's \_\_\_\_\_ the bus stop and the hospital.



4 That's the café. \_\_\_\_\_ is my friend?



5 I'm at the café. Where \_\_\_\_\_ you?



6 Look! \_\_\_\_\_ here!



7 I'm \_\_\_\_\_ you!



## Chant

2 Listen. Read and say.   

What do you want to do?

I want to go to the beach with you.

Do you want a picnic there?


Yes, I do. Yes, I do!

Do you want to play at the beach?



The sand is white, the sea is blue.

Do you want to play at the beach?

Yes, I do! Yes, I do!

3 Find the odd one out. 

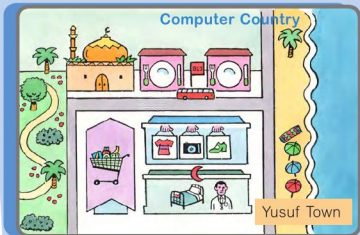
- |                 |            |             |
|-----------------|------------|-------------|
| 1 taxi stop     | bus stop   | football    |
| 2 shopping mall | sandcastle | supermarket |
| 3 hospital      | café       | restaurant  |
| 4 football      | motorbike  | park        |
| 5 airport       | bus stop   | mosque      |

4 Read and draw.  

Computer Country is a computer game. This is my town in Computer Country. The name of my town is Yusuf Town. Yusuf is my father's name.

There's a big mosque in Yusuf Town. It's next to the park. There's a supermarket. It's opposite the park. The shopping mall is next to the hospital. There are two cafés. They're opposite the shopping mall. The bus stop is between the cafés.

There's a beach in Yusuf Town. I want to play football on the beach!



5 **Project:** Draw a map of your town in Computer Country. Write about it. 



# Progress check 1

## 1 Write.

number	S	1 sixth
place		2
food		3

number	S	4
place		5 shopping mall
food		6

number	t	7
place		8
food		9 tomatoes

6

## 2 Write.

castle market fast ball town bike

- 1 sand castle      3 motor \_\_\_\_\_      5 home \_\_\_\_\_  
2 foot \_\_\_\_\_      4 super \_\_\_\_\_      6 break \_\_\_\_\_

5


## 3 Read and complete.

careful dinner early some Sorry ~~please~~

- 1 What's the time, please?      4 Be \_\_\_\_\_. It's hot.  
2 We have pasta at \_\_\_\_\_.      5 \_\_\_\_\_, I'm late.  
3 Please pass me \_\_\_\_\_ bread.      6 You're not late. You're \_\_\_\_\_.

5

4 Write. 



- What's the time? 1 It's 1:15 \_\_\_\_\_.
- Please pass the rice. 2 Here \_\_\_\_\_.
- Do you have any bread? 3 No, \_\_\_\_\_.
- Do you have any soup? 4 Yes, \_\_\_\_\_.
- Is there a salad? 5 Yes, \_\_\_\_\_.

4

5 Read and write.  

I'm in First Street. There's a supermarket. It's on the left. It's between the shopping mall and the café. There's a hospital on the right. It's opposite the shopping mall.

- 1 Is there a hospital? Yes, there is \_\_\_\_\_.
- 2 Where's the shopping mall? It's \_\_\_\_\_ the hospital.
- 3 Is there a park? \_\_\_\_\_, there \_\_\_\_\_.
- 4 Where's the café? It's on \_\_\_\_\_. It's \_\_\_\_\_ to the supermarket.

5

6 Read and complete. 



- 1 Let's go to the park. Do you want to come? (Is Do Are)  
Yes, I do.
- 2 \_\_\_\_\_ do you want to do in the park? (What When Where)
- 3 I want \_\_\_\_\_ football. (play playing to play)
- 4 What's \_\_\_\_\_ time? (a some the)
- 5 \_\_\_\_\_ 10:30. (It It's Is)
- 6 Thank \_\_\_\_\_. Oh no! I'm late. (me you her)

5



30

# 5 Countries

## Lesson 1



- 1 Read. Listen and find.  






- 2 Listen and say.  





3 Read. Listen and find.  

Where are you from?

4 Read and say. Listen and find.   

Where's he from ...?

Are you from ...?

**Phrase bank**Where are you from?  
Are you from ...?

## Lesson 2

Where are you from?

Whose flag is ...?

1 Listen and number. Read and say in pairs.



Saudi Arabia

Bahrain

Qatar

Kuwait

Jordan

United Arab Emirates

Yemen

Oman

2 Read and say in pairs.



Where are you from?

I'm from ...

3a Read and complete.



from are from I'm



Where \_\_\_\_\_ you \_\_\_\_\_?

\_\_\_\_\_ Saudi Arabia.



3b Listen and check.





1 **Listening; speaking:** understand short monologues; follow basic instructions and ask and answer questions about where you are from

2 **Reading; speaking:** ask and respond to questions about where you come from

3a **Reading; writing:** complete a written text at sentence level

3b **Listening:** check answers

4 Read and write. 



## Grammar Focus

I'm / he / she / you / He's / She's

Where are \_\_\_\_ from? \_\_\_\_ from Oman.

Where's \_\_\_\_ from? \_\_\_\_ from Kuwait.




Where's \_\_\_\_ from? \_\_\_\_ from Saudi Arabia.

Phonics 5a Look, listen and say.  

sp



sn

5b Listen and tick ✓. Say the words.   

## 6

## My country

## Lesson 1

1 Read. Listen and say.



Where are you going on holiday?



I'm going to Jeddah.

How are you going there?

I'm going by plane.

2 Read. Listen and say.



Where are you going on holiday?



I'm going to Jeddah.

I'm going to Riyadh.

I'm going to Damman.

3 Read and write. 

Dammam Where Jeddah going to

- 1 \_\_\_\_\_ are you going?
- 2 We're going to \_\_\_\_\_.
- 3 I'm \_\_\_\_\_ Riyadh.
- 4 We're going to \_\_\_\_\_.

Where are you going?

**Phrase bank**

Where are you going on holiday?

I'm going to ...


How are you going there?

I'm going by ...

4 Read and say in pairs. 

Where are you going on holiday?

I'm going to ...



How are you going?



We're going by ...

## Lesson 2

- 1 Listen. Read, draw and say.    

January                      May                      July                      August  
 February                      June                      October  
 March                      November                      September  
 December

- 2 Listen, read and say.    When is February? It's in winter.



spring



summer



autumn



winter

- 3 Listen, read and find.  



I'm going to Jeddah.  
I'm going by plane.

I'm going to  
read a book.

I'm going to play  
football on the beach.



What are you going  
to do on the plane?

What are you going  
to do in Jeddah?

## 4 Write.



I'm going to \_\_\_\_\_.  
I'm going by \_\_\_\_\_.

\_\_\_\_\_ going  
\_\_\_\_\_ sleep.

I'm \_\_\_\_\_  
to \_\_\_\_\_ a  
sandcastle.



What are you  
\_\_\_\_\_ to  
\_\_\_\_\_ in the  
\_\_\_\_\_?

\_\_\_\_\_ are \_\_\_\_\_  
going \_\_\_\_\_ do in the  
United Arab Emirates?



## 5 Say.

I'm going to Dammam.  
I'm going by plane.

What are you going  
to do on the plane?

What are you going  
to do in Dammam?

## Grammar Focus

## going / going to

When are you \_\_\_\_\_?

I'm \_\_\_\_\_ in January.

What are you \_\_\_\_\_ do?

I'm \_\_\_\_\_ play on the  
beach.

## Phonics ABC

## 6a Look, listen and say.



sw



sm

## 6b Listen and tick ✓. Say the words.



4 **Writing:** complete a dialogue about travel and future activities

5 **Speaking:** practise sentences and questions about travel and future activities

6 **Phonics 6a and 6b:** recognise and produce the sounds /sw/ and /sm/ and link them to the spellings sw and sm

# Revision 3

## 1 Look and write.



- It's next to Saudi Arabia and Oman. Yemen
- It's between Yemen and Jordan. \_\_\_\_\_
- The flag is red and white. \_\_\_\_\_
- The flag is red, black and white. \_\_\_\_\_
- The flags of these countries are red, white, black and green. \_\_\_\_\_

## 2 Read and match.

- |                                   |                                   |
|-----------------------------------|-----------------------------------|
| 1 Where are you from?             | a No, I'm not.                    |
| 2 Are you from Kuwait?            | b The flag of Bahrain.            |
| 3 Whose flag is red and white?    | c I'm going by plane.             |
| 4 Where are you going on holiday? | d I'm from Oman.                  |
| 5 What are you going to do there? | e I'm going to Jordan.            |
| 6 How are you going?              | f I'm going to play on the beach. |



3 Read and write.

Where are you going on holiday?

How are you going there?

When are you going?

What are you going to do?



1 I'm going to the United Arab Emirates.

2 \_\_\_\_\_

3 \_\_\_\_\_

4 \_\_\_\_\_

Phonics



4 Match.

sp

sn

sw

sm

smile


spring

swim

snowy

# SAUDI STARS 3

1 Read. Find and write.



What flags are there in the sandcastle?

## Chant

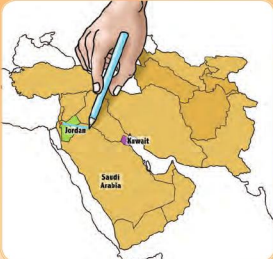
2 Listen. Read and say.

Where's he from?  
 He's from Oman.  
 Are you from Saudi Arabia?  
 Yes, I am.  
 Is she from Jordan?  
 No, she's from Qatar.  
 Are you all happy?  
 Yes, we are!



3 Read and draw. 

## My Fantastic Holiday



The map shows the Middle East region. Jordan is highlighted in green and Kuwait is highlighted in purple. Saudi Arabia is labeled in the center. A hand is pointing to the location of Amman in Jordan with a blue pencil.

I'm from Amman, in Jordan. I'm going on holiday with my family in November. We're going to Kuwait. We're going to visit the museums in Kuwait. We're going to buy jewellery in the market. We're going by plane.

from Amman, Jordan  
when November  
to \_\_\_\_\_  
activities \_\_\_\_\_  
plane / car / bus

4 **Project:** Plan a perfect holiday! Write a text for the website. Draw. 

from \_\_\_\_\_  
when \_\_\_\_\_  
to \_\_\_\_\_  
activities \_\_\_\_\_  
plane / car / bus



## 7

# Welcome to Saudi Arabia

## Lesson 1


### 1 Read. Listen and find.

Where can we go on holiday?

You can go to Al-Baha. There are lots of interesting things to do there.

What can we do there?

You can camp. You can see the mountains.



### 2 Read. Listen and say.

You can go to ...

You can ...

## 3 Read, listen and write.



see walk ride play visit camp

1



Abha

You can \_\_\_\_\_ beautiful mountains.


2



Al-Ahsa

You can \_\_\_\_\_ .

3



Al-Baha

You can \_\_\_\_\_ and \_\_\_\_\_ camels. You can \_\_\_\_\_ on the beach. You can \_\_\_\_\_ forts.

4



Al Khobar

5



Hail

## 4 Read and match.



- 1 You can visit forts.
- 2 You can play on the beach.
- 3 You can camp.
- 4 You can walk.

## 5 Read and say.




Where can we go on holiday?

You can go to Al-Ahsa.



What can we do there?



You can walk.


## Phrase bank

Where can we go on holiday?

What can we do there?

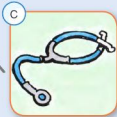
You can ...

## Lesson 2

1 Find. Listen and match.  

doctor engineer policeman teacher

mountains beaches cities forts




2 Write. 

1 I like mountains .  
I don't like \_\_\_\_\_ .

2 I \_\_\_\_\_ forts.  
I \_\_\_\_\_  
mountains.

3 | \_\_\_\_\_ .  
| \_\_\_\_\_ .

Phonics 

3 Look, listen and say.  



dr



cr

## Grammar Focus

like don't an

I \_\_\_\_\_ camels.

I'm \_\_\_\_\_ engineer.

I \_\_\_\_\_ like mountains.



# 8 Holiday photos

## Lesson 1

### 1 Read. Listen and find.

What are you doing in that photo, Tom?



### 2 Read. Listen and number.



playing on the beach



snorkelling



shopping



visiting the port




visiting the museum



eating



3 Read and complete. 

are playing taking What restaurant buying I'm eating are you



What \_\_\_ you doing?

I'm \_\_\_ football.



\_\_\_ are you doing?

I'm \_\_\_ a photo.



What are \_\_\_ doing?

I'm \_\_\_ jewellery.



\_\_\_ are you doing?


\_\_\_ at a \_\_\_

### Phrase bank

What are you doing?

I'm reading a book.

## Lesson 2

- 1 Listen, number and draw.  


How much is that football?

300 riyals, please.


That's expensive!



cheap  expensive



cheap  expensive



cheap  expensive



cheap  expensive

- 2 Read and complete.

How \_\_\_\_\_ is that football?

5 riyals, please.

That's cheap.

\_\_\_\_\_ is this football?

20 riyals, \_\_\_\_\_.

That's \_\_\_\_\_.

3 Read and complete. 

snorkelling taking eating shopping

museum restaurant beach market



We're e\_\_\_\_\_ at a  
r\_\_\_\_\_. It's the evening.



Tom's t\_\_\_\_\_ a photo of  
the m\_\_\_\_\_. It's the morning.



I'm sn\_\_\_\_\_ at the  
b\_\_\_\_\_. It's the afternoon.



Tom's sh\_\_\_\_\_ in the  
m\_\_\_\_\_. It's the afternoon.

## Grammar Focus

is please cheap

How much \_\_\_\_\_ this?

20 riyals, \_\_\_\_\_.


That's \_\_\_\_\_!

is are reading

I'm \_\_\_\_\_.

He \_\_\_\_\_ walking.

They \_\_\_\_\_ eating.

Phonics 4a Look, listen and say. 

u



sl



pr

4b Listen and tick ✓. Say the words. 

1



# Revision 4

## 1 Read and complete.

walk buy eat

play take visit

1 eat in a restaurant

4 \_\_\_\_\_ a photo

2 \_\_\_\_\_ in the mountains

5 \_\_\_\_\_ a museum

3 \_\_\_\_\_ jewellery

6 \_\_\_\_\_ football

## 2 Write.



1 He's a doctor.      2 \_\_\_\_\_      3 \_\_\_\_\_      4 \_\_\_\_\_

## 3 Read and match.



- 1 Where can we go?
- 2 You can go on a picnic.
- 3 I like beaches.
- 4 I'm packing my bag.
- 5 I don't like beaches.

4 Look and write. 

1 What's he doing?  
He's taking a photo.

2 \_\_\_\_\_

3 \_\_\_\_\_

4 \_\_\_\_\_



5 Read and complete.

much do like ~~can~~ hundred see expensive Look go

**Peter:** Where can we go on holiday?

**Woman:** You can \_\_\_\_\_ to Abha.

**Peter:** What can we \_\_\_\_\_ there?

**Woman:** You can \_\_\_\_\_ beautiful mountains.

**Peter:** \_\_\_\_\_ at the cheap necklaces.

**Mary:** I \_\_\_\_\_ necklaces.



**Peter:** How \_\_\_\_\_ is this necklace?

**Man:** One \_\_\_\_\_ riyals, please.

**Peter:** That's \_\_\_\_\_.



Phonics 

6 Listen and number.  

pray \_\_\_\_\_ crab \_\_\_\_\_ pupil \_\_\_\_\_

sleep \_\_\_\_\_ drink \_\_\_\_\_

4 **Writing:** ask and answer questions describing present actions

5 **Reading, writing:** ask and answer questions about holidays and shopping

6 **Phonics:** recognise and produce the sounds /dɪr/, /kr/, /ju:/, /sl/ and /pɪr/ and link them to the spellings dr, cr, u, sl and pr

# SAUDI STARS 4

## 1 Find and write.

ride don't like ~~snorkel~~ like drive visit camp

1



What are you doing?

We're snorkelling.

2



What are you doing?

We're \_\_\_\_\_.

3



What are you doing?

We're \_\_\_\_\_ a fort. I \_\_\_\_\_ forts.

4



What are you doing?

We're \_\_\_\_\_ camels.

5



We're .... help!

6



What are you doing?

We're \_\_\_\_\_ to hospital. I \_\_\_\_\_ hospitals.

## Chant

## 2 Listen. Read and say.



What are you doing?


I'm sitting on the beach,

With my uncle, my dad and my mum


We're eating, we're reading,

We're playing nice games

We're happy and we're having lots of fun.


3 Read and write. 

## Holidays in Al-Baha



This is Al-Baha. It's a town in Saudi Arabia. You can camp in the mountains. You can take photos. You can buy jewellery in the market. You can go to Al-Baha by plane.

- 1 Where is Al-Baha? It's in Saudi Arabia.
- 2 What can you do there? \_\_\_\_\_
- 3 How can you go there? \_\_\_\_\_

4 **Project:** Write a tourist guide for a place in Saudi Arabia. 

- 1 Choose a place in Saudi Arabia.
- 2 Use photos or draw pictures of the place.
- 3 Answer.  
Where is it? \_\_\_\_\_  
What can you do there? \_\_\_\_\_  
How can you go there? \_\_\_\_\_
- 4 Write about the place.

⦿ ⦿ ⦿

## This is \_\_\_\_\_.

---

---

---

---

---

---

# Progress check 2

## 1 Write.



1 see



2 \_\_\_\_\_



3 \_\_\_\_\_



4 \_\_\_\_\_



5 \_\_\_\_\_



6 \_\_\_\_\_

## 2 Read and match.

1 Where are you from?

2 Let's go to the beach.

3 What can we do?

4 What are you doing?

5 Where's the hospital?

a We can go walking.

b I'm from Jeddah.

c It's on the left, next to the museum.

d Yes, that sounds fun.

e I'm reading my book.

5

4

## 3 Look and read. Write.

1 Where are you from?

I'm from



Bahrain

2 What can we do?

We can \_\_\_\_\_.

3 Where can we go?

We can \_\_\_\_\_.

4 Look at the mountains!

I \_\_\_\_\_ mountains.

5 Where is the café?

It's opposite the \_\_\_\_\_.

6 How are you going?

By \_\_\_\_\_.

7 What are you going to do?

I'm going to \_\_\_\_\_.

8 What's he doing?

He's \_\_\_\_\_.

7



4 Write. 



Is she \_\_\_\_\_ Kuwait?

No, she \_\_\_\_\_.

\_\_\_\_\_ is she from?

She's \_\_\_\_\_ Bahrain.

\_\_\_\_\_ flag \_\_\_\_\_ red and white?

Her flag.

\_\_\_\_\_ you from Bahrain?

No, \_\_\_\_\_ not.

Where \_\_\_\_\_ you from?

I'm \_\_\_\_\_ Jordan.

10

5 Choose and write.

How are you going? What can we do there?  
 How much is this necklace? Where can I go on holiday?  
 What are you doing in this photo?

1 What can we do there?

You can visit the museums.

2 \_\_\_\_\_

I'm buying jewellery.

3 \_\_\_\_\_

It's six hundred riyals.

4 \_\_\_\_\_

You can go to Dammam.

5 \_\_\_\_\_

I'm going by car.

4

30

المملكة العربية السعودية  
Kingdom of Saudi Arabia



# Get Ready

Workbook

# 4



  
MACMILLAN

# 1 Time

## 1 Read and match.



What's the time, please?

It's 10:15.



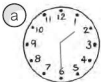
What's the time, please?

It's 4:30.



Thank you.

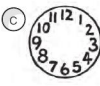
## 2 Read and draw.



It's 1:30.



It's 12 o'clock.



It's 5:15.



It's 11:30.

3 Read and complete. Write.



1 What's the time, please?

4 \_\_\_\_\_

2 It's \_\_\_\_\_.

5 \_\_\_\_\_

3 Thank \_\_\_\_\_.

6 \_\_\_\_\_

4 Read and number.




1 It's one o'clock.

2 It's 4:15.

3 It's 10 o'clock.

4 It's 6:30.

5 It's 9:15.




## 5 Write.

early late o'clock sorry time two you're

① What's the time ?

② It's \_\_\_\_\_.



④ No, \_\_\_\_\_.

## Phonics ABC

6a Read and circle the words with the *pl* sound as in *please*.

- |             |         |
|-------------|---------|
| 1 apple     | 4 plus  |
| 2 aeroplane | 5 play  |
| 3 pupil     | 6 table |

6b Read and circle the words with the *gl* sound as in *glass*.

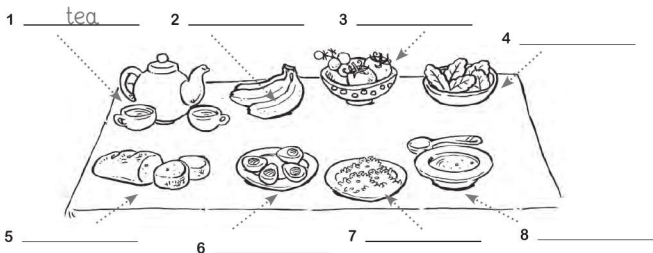
- |           |             |
|-----------|-------------|
| 1 ghotrah | 4 England   |
| 2 girl    | 5 geography |
| 3 glass   | 6 English   |

## 2

## A meal

1 Read and find. Write.

soup salad bread bananas tomatoes eggs tea rice



2 Find and write.

1 banana b a n a n a

2 lkim \_\_\_\_\_



3 rcei \_\_\_\_\_



4 pous \_\_\_\_\_



5 raebd \_\_\_\_\_



6 hkecinc \_\_\_\_\_



7 aalsd \_\_\_\_\_



8 mtotoa \_\_\_\_\_

## 3 Read and match.

1 Please pass me some salad.



2 Please pass me a banana.



3 Please pass me some rice.



4 Please pass me some milk.



## 4 Look. Write Yes, I do or No, I don't.

1 Do you have any bread?



Yes, I do.

2 Do you have a banana?



\_\_\_\_\_

3 Do you have any rice?



\_\_\_\_\_

4 Do you have any salad?



\_\_\_\_\_

5 Do you have any milk?



\_\_\_\_\_

## 5 Read and match.



- 1 For lunch I have a bowl of soup, a tomato sandwich, a banana and a glass of juice.



- 2 For breakfast I have rice and a cup of tea with milk.



- 3 For dinner I have chicken, rice and a glass of juice.



## 6 Draw and write.



breakfast

1 For breakfast I have

---



---



---



lunch

2 For lunch I have

---



---



---



dinner

3 For dinner I have

---



---



---

## Phonics ABC

## 7 Read and circle the correct sound.



- 1 brother    2 train    3 trousers    4 traffic lights    5 bread    6 brown  
 br tr    br tr    br tr    br tr    br tr    br tr



# Revision 1

## 1 Find and write.

1 abanan banana

5 arwet \_\_\_\_\_

2 imkl \_\_\_\_\_

6 eta \_\_\_\_\_

3 rbade \_\_\_\_\_

7 asadl \_\_\_\_\_

4 uops \_\_\_\_\_

8 cire \_\_\_\_\_



banana



milk

## 2 Write.



1 What's the  
time, please?

3 \_\_\_\_\_, please?

5 \_\_\_\_\_?

2 It's \_\_\_\_\_.

4 \_\_\_\_\_.

6 \_\_\_\_\_.

## 3 Match.

- Please pass me the salad.
- Sorry, I'm late.
- Do you have any rice?
- What's the time, please?

- It's 3:15.
- No, we don't.
- OK. Here you are.
- No, you're early.

4 Look and write.



5 Write.



1

Please pass me  
the salad.



2

\_\_\_\_\_



3

\_\_\_\_\_

Phonics ABC

6 Match and write the words.

pl

gl

br

tr

\_\_\_\_\_

\_\_\_\_\_

\_\_\_\_\_

\_\_\_\_\_

trousers

bread

play

English

plus

brother


glass

traffic

# 3 My hometown

## 1 Read and find. Write.

Green Park café mosque hospital shopping mall



## 2 Read and tick (✓).

1 a) The café is next to the park.

b) The café is opposite the park. It's on First Street.

2 a) The mosque is opposite the hospital. It's on First Street.


b) The mosque is between the hospital and the shopping mall.

3 a) The hospital is next to the café. It's on First Street.


b) The hospital is between the park and the mosque.

## 3a Look and read. Write.

on the left    between    on the right    opposite    next to



## 3b Read and write.





- 1 Where's the shopping mall ?
- 2 It's \_\_\_\_\_ to the café.
- 3 \_\_\_\_\_ the mosque?
- 4 It's \_\_\_\_\_ the hospital.
- 5 Where's the \_\_\_\_\_ ?
- 6 It's \_\_\_\_\_ the café.

4 Look and read. Match.


- 1 Where's the park?
- 2 Where's the mosque?
- 3 Where's the café?

- a It's opposite the café.
- b It's on the right.
- c It's next to the park.



5 Read and draw.

The park is on the left, opposite the shopping mall. The mosque, hospital and café are on the right. The hospital is opposite the shopping mall. The café is between the mosque and the hospital.



Phonics ABC

6 Read and circle the correct sound.



1 2 3 4 5

1 keys    2 houses    3 books    4 numbers    5 blouses    6 maps

s z iz    s z iz    s z iz    s z iz    s z iz    s z iz

4 Reading: understand the main idea of questions and answers

5 Reading: understand the main idea in short simple texts

6 Phonics: recognise and produce the sounds /s/, /z/ and /iz/ and link them to the spellings -s and -es

# 4 Invitations

1 Read and find. Write.

beach motorbike sandcastle football picnic



2 Read and write.

- 1 Let's go to the beach . (cbeah)
- 2 Let's go on a \_\_\_\_\_ . (nicpci)
- 3 I want to play \_\_\_\_\_ . (lobtfol)
- 4 Let's make a \_\_\_\_\_ . (scalnads)
- 5 Let's ride a \_\_\_\_\_ . (bomtrikeo)

## 3 Read and complete.

Let's that sounds fun Let's football



Dear Tom

Let's \_\_\_\_\_ go to  
the beach on Thursday.  
I want to play

\_\_\_\_\_.

Ali



Dear Ali

Yes, \_\_\_\_\_.

\_\_\_\_\_ meet at ten o'clock.

Tom

## 4 Read and write.

Dear Helen

Let's go to the beach \_\_\_\_\_.

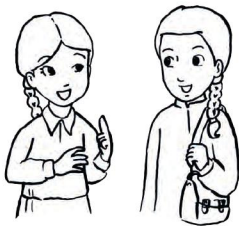
Let's meet at \_\_\_\_\_.

Let's \_\_\_\_\_.

Sarah



## 5 Read and number.



Yes, a picnic sounds nice.

Let's go to the beach.

OK. What can we do?

Making a sandcastle sounds fun.

Let's make a sandcastle.

And, let's have a picnic.

## 6 Look and complete.

1 Let's  ride a motorbike at  \_\_\_\_\_.

2 Let's  \_\_\_\_\_ at  \_\_\_\_\_.

3 Let's  \_\_\_\_\_ at  \_\_\_\_\_.

Phonics **A B C**7a Read and circle the words with the *fr* sound as in *from*.

- |           |          |
|-----------|----------|
| 1 fruit   | 4 friend |
| 2 giraffe | 5 father |
| 3 four    | 6 Friday |

7b Read and circle the words with the *fl* sound as in *flower*.

- |          |               |
|----------|---------------|
| 1 family | 4 food        |
| 2 flag   | 5 fly         |
| 3 flower | 6 grandmother |



# Revision 2

## 1 Write.

1 su p e r m a r ket

4 st \_\_\_\_\_ t


2 m \_\_\_\_\_ que

5 t \_\_\_\_\_ i st \_\_\_\_\_ p

3 ho \_\_\_\_\_ al

6 ai \_\_\_\_\_ rt

## 2 Write.



## 3 Match.

1 go on a

2 ride

3 play

4 make a


a football

b sandcastle

c picnic

d a motorbike

4 Write questions and answers.



1

Is there a hospital?

Yes, there is.



2

\_\_\_\_\_

\_\_\_\_\_



3

\_\_\_\_\_

\_\_\_\_\_



4

\_\_\_\_\_

\_\_\_\_\_

## Phonics ABC

5 Match and write the words.

s

s (z)

es (iz)

fr

fl

\_\_\_\_\_

fly

houses

fruit

numbers

books

maps

flag

blouses

keys


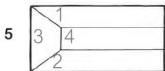
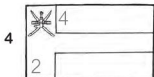
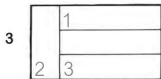
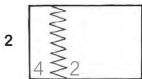
friend

# 5 Countries

## 1 Read and colour.

Where are you from?

1 green 2 red 3 black 4 white



## 2 Look and complete.

a I'm from Saudi Arabia \_\_\_\_\_

d I'm from Bahrain. \_\_\_\_\_

b I'm from the Emirates. \_\_\_\_\_

e I'm from Oman. \_\_\_\_\_

c I'm from Kuwait. \_\_\_\_\_

f I'm from Yemen. \_\_\_\_\_

## 3 Read and match.

I'm from Saudi Arabia.

I'm from Kuwait.

I'm from Bahrain.



- 1 **Reading:** understand basic instructions and revise colours and flags  
 2 **Reading:** understand sentences about where people are from  
 3 **Reading:** understand short simple sentences about where people are from

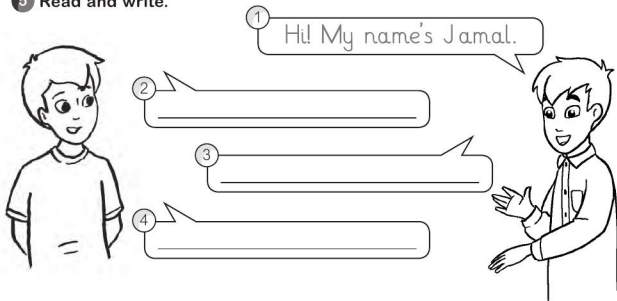
## 4 Read and write.



Where are you from? 1 Where \_\_\_\_\_ ? 3 \_\_\_\_\_

I'm from Jeddah. 2 I'm from \_\_\_\_\_ 4 \_\_\_\_\_

## 5 Read and write.



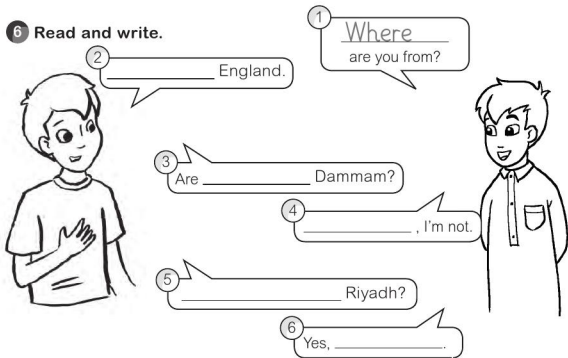
a \_\_\_\_\_  
Where are you from?

c \_\_\_\_\_  
I'm Tom. Nice to meet you.

b \_\_\_\_\_  
I'm from England.

d \_\_\_\_\_  
Hi! My name's Jamal.

## 6 Read and write.



## 7 Read and answer for you.

- 1 Are you from England? \_\_\_\_\_.
- 2 Where are you from? \_\_\_\_\_.

## Phonics ABC



## 8a Read and circle the correct sound.

- 1 hospital    2 snowy    3 sport    4 expensive    5 snail    6 space centre
- sp sn    sp sn    sp sn    sp sn    sp sn    sp sn

## 8b Match and write.

sp	sn
----	----

- 1 ho\_\_\_\_ital    2 \_\_\_\_owy    3 \_\_\_\_ace centre    4 \_\_\_\_orts

# 6 My country

## 1 Read and find. Write.

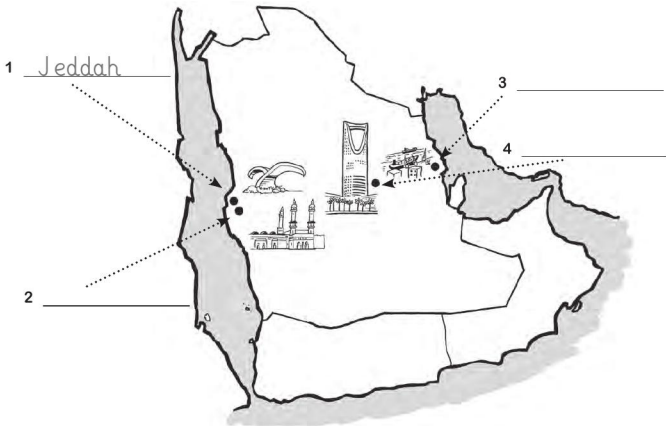
haddeJ

mmamaD

Ryidha

kkaahM

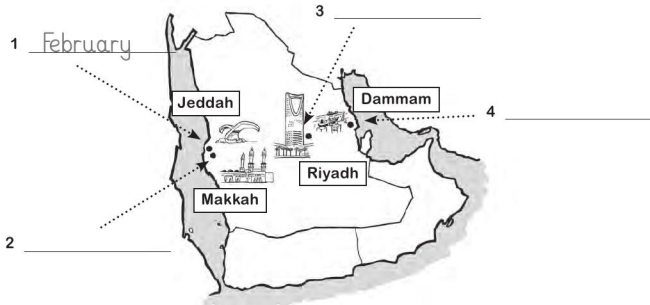
1 Jeddah



## 2 Read and match.

- |  |  |
|--|--|
| 1 Where are you going on holiday?        | a I'm going to read a book.                |
| 2 How are you going?                     | b I'm going to Jeddah.                     |
| 3 What are you going to do on the plane? | c I'm going to play football on the beach. |
| 4 What are you going to do in Jeddah?    | d I'm going by plane.                      |

3 Look and match. Write.



Where are you going?



a I'm going to Dammam  
in September.



c I'm going to Riyadh in May.



b I'm going to Makkah  
in January.



d I'm going to Jeddah  
in February.

4 Write.

spring \_\_\_\_\_



This is spring,  
summer, autumn  
and winter in  
England.



March

May



June

August



October



December


February





# Revision 3

1 Write.



- 1 The sixth month
- 2 The second month
- 3 The fourth month
- 4 The fifth month
- 5 The third month
- 6 The first month
- 7 The seventh month

2 Look and write.

①

Omar



Hi! My name's Omar.  
I'm from Kuwait.

②

Jala



Hi! My name's \_\_\_\_\_.  
I'm from the \_\_\_\_\_.

③

Isma'il



Hi! My name's \_\_\_\_\_.  
I'm from \_\_\_\_\_.

3 Write.



① Where's he from ?

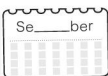
② He's \_\_\_\_\_ Kuwait.



③ \_\_\_\_\_ 's \_\_\_\_\_  
from?

④ \_\_\_\_\_ from Yemen.

4 Write.



5 Look and write.



- 1 Where are you going on holiday? 2
- I'm \_\_\_\_\_ to Bahrain.
- 3 When \_\_\_\_\_? 4
- \_\_\_\_\_ in August.
- 5 \_\_\_\_\_ going there? 6
- I'm going \_\_\_\_\_ bus.
- 7 \_\_\_\_\_ are you going to \_\_\_\_\_ there? 8
- I'm going to \_\_\_\_\_ a motorbike.

## Phonics ABC

6 Match and write the words.

sp

sn

sw

sm

\_\_\_\_\_

\_\_\_\_\_

\_\_\_\_\_

\_\_\_\_\_

swimming

expensive

smile

snail

sport

sweet

small

snowy

## 7

## Welcome to Saudi Arabia

1 Read and find. Write.

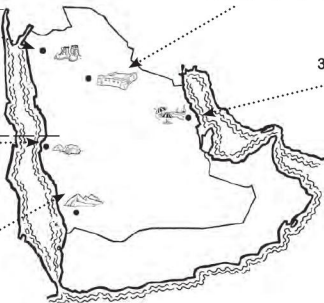
1 T a b u k

2 H \_ \_ \_ \_

3 A \_ \_ K \_ \_ \_ \_ \_

5 A \_ \_ B \_ \_ \_

4 A \_ \_ \_ \_



Abha

Al-Baha

Hail

Tabuk

Al Khobar

2 Read and match. Number.



What can we do?


1 We can camp.

2 We can ride camels.

3 We can see beautiful mountains.

4 We can walk.

5 We can visit forts.



1 Reading; writing: name places in Saudi Arabia; spell accurately

2 Reading: understand simple suggestions and activities

## 3 Look and write.

①



A I'm going to Al-Ahsa.  
What can I do?

B You can \_\_\_\_\_  
in the mountains.

②



A I'm going to Al-Khobar.  
What \_\_\_\_\_ I do?

B You \_\_\_\_\_ play  
on the beach.

③



A I'm going to Hail.  
\_\_\_\_\_ can I  
\_\_\_\_\_?

B \_\_\_\_\_ can  
\_\_\_\_\_ old forts.

④



A I'm going to Al-Baha. What \_\_\_\_\_? A I'm going to Al-Baha. \_\_\_\_\_?

B \_\_\_\_\_ camp.

⑤



A I'm going to Al-Baha. \_\_\_\_\_?

B \_\_\_\_\_.

## 4 Write.

①



Where can I go on holiday?

You can go to Al-Baha.

What can I do there?

You can \_\_\_\_\_.

②



Where \_\_\_\_\_ on holiday?

You \_\_\_\_\_.

What \_\_\_\_\_ there?

You \_\_\_\_\_ in the mountains.

5 Read and match.

teacher policeman doctor engineer



6 Write.



- I like mountains.
- I don't like camels.
- I \_\_\_\_\_ forts.
- I \_\_\_\_\_.
- I \_\_\_\_\_.
- I \_\_\_\_\_.

Phonics **ABC**7a Find and circle words with *dr* or *cr*.

door                      colour                      class                      drive                      desk  
 doll                      drink                      calendar                      car  
 chair                      computer                      dinner                      camel                      day                      crab

7b Match and write the words.

dr    cr

1 \_\_\_\_\_ive

2 \_\_\_\_\_ab

3 \_\_\_\_\_ink

4 \_\_\_\_\_aw

# 8 Holiday photos

1 Look and read. Write.

playing eating visiting ~~snorkelling~~ shopping



1 snorkelling 2 \_\_\_\_\_ 3 \_\_\_\_\_ 4 \_\_\_\_\_ 5 \_\_\_\_\_

2 Read and number.


1 Tom's snorkelling. 2 Helen's buying cheap jewellery.

3 Dad's taking photos at the port.




4 Mary's shopping at the market. 5 The family is eating at the restaurant.

6 Tom and Helen are visiting the museum.



3 Look and read. Number.



- 1 It's the morning. Helen's buying cheap jewellery.
- 2 It's the afternoon. The family is playing at the beach.
- 3 It's the afternoon. Tom's snorkelling at the beach.
- 4 It's the evening. The family is eating at a restaurant.

4 Find and write.

morning visiting She's It's evening snorkelling



1 It's the morning. He's snorkelling.



2 \_\_\_\_\_ the afternoon. He's  
\_\_\_\_\_ the museum.



3 It's the \_\_\_\_\_. She's visiting a  
museum.



4 It's the \_\_\_\_\_. \_\_\_\_\_ eating  
in a restaurant.

## 5 Look and write.



1 It's the morning. Tom \_\_\_\_\_ football on the beach.



2 It's the \_\_\_\_\_. Mary \_\_\_\_\_ cheap jewellery.



3 It's the \_\_\_\_\_. Peter \_\_\_\_\_ at the port.



4 It's the \_\_\_\_\_. The family \_\_\_\_\_ at a restaurant.

## 6 Write.



Tom

Helen



Peter



1 What's he doing? 3 What's \_\_\_\_\_ doing? 5 What's \_\_\_\_\_ ?

2 He's \_\_\_\_\_. 4 \_\_\_\_\_ reading a book. 6 He's \_\_\_\_\_.

Phonics **ABD**7a Read and circle the words with the *u* sound, the *pr* sound or the *sl* sound.

- |         |         |              |
|---------|---------|--------------|
| 1 sunny | 4 pupil | 7 museum     |
| 2 show  | 5 phone | 8 sleep      |
| 3 pray  | 6 salty | 9 sandcastle |

## 7b Match and write.

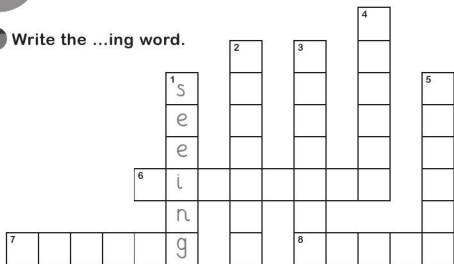
u	sl	pr
---	----	----

- 1 comp\_\_\_\_\_ter      2 \_\_\_\_\_ay      3 \_\_\_\_\_eep



# Revision 4

1 Write the ...ing word.



- 1 see
- 2 walk
- 3 camp
- 4 ride
- 5 buy
- 6 visit
- 7 eat
- 8 go

2 Look and write.



1 They're eating in a restaurant.

2 \_\_\_\_\_

3 \_\_\_\_\_

4 \_\_\_\_\_

5 \_\_\_\_\_

3 Write.

1 How much is this necklace ?



necklace three hundred expensive



rug thirty cheap

## Phonics ABC

4 Match and write the words.

dr

cr

pr

sl

u

\_\_\_\_\_

\_\_\_\_\_

\_\_\_\_\_

\_\_\_\_\_

\_\_\_\_\_

sleep

pupil

computer

drive

crab

drink

pray

# Picture dictionary

a

aeroplane



airport



b

Bahrain



banana



beach



bread



breakfast



c

café



camp



d

Dammam



dinner



e

early



Emirates



f

flag



fly



football



fort



**h**

hospital



**i**

invitation



**j**

Jeddah



Jordan



**k**

Kuwait



**l**

late



lunch



**m**

market



milk



mosque



motorbike



mountains



museum



**o**

Oman



**p**

pack



park



picnic



port



q

Qatar



r

restaurant



rice



Riyadh



s

sandcastle



Saudi Arabia



shopping mall



snorkelling



soup



street



supermarket



t

teacher



tomato



w

walking



y

Yemen



الحد الأدنى	By the end of grade five students will be able to:	الجلسة				الرمز Code
		الأولى 1	الثانية 2	الثالثة 3	الرابعة 4	
x	Recognize short and long vowels: "a, o, e" /eɪ/ as in "dates", "i, i_e" /aɪ/ as in "rice", "o, o_e, oa" /oʊ/ as in "rose", "e, ee, ea" /i:/ as in "teacher", "e, ea" /e/ as in "bread", "oo" /u:/ as in "food", "oo" /u:/ as in "book", "u" /ju:/ as in "computer"; "u" /ʌ/ as in "duck".	✓	✓		✓	1/7/5
x	Recognize and differentiate between the endings of plural nouns (/s/ as in "cats", /z/ as in "birds", /ɪz/ as in "dresses").			✓	✓	2/7/5
x	Recognize and produce some English digraphs (ch, /tʃ/ as in "chair", sh, /ʃ/ as in "sheep", ph, /f/ as in "photo", wh, /w/ as in "white").		✓			3/7/5
x	Recognize and produce some consonant blends (pl, /pl/ as in "plane", cl, /d/ as in "clap").		✓	✓		4/7/5
x	Recognize and produce some English consonant blends ("cr", /kr/ as in "crisps", "gr", /gr/ as in "green", "fr", /fr/ as in "friend", "pr", /pr/ as in "prince", "bl", /bl/ as in "black", "gl", /gl/ as in "glass", "fl", /fl/ as in "fly", "sl", /sl/ as in "sleep").	✓	✓	✓	✓	5/7/5
x	Recognize and produce some English consonant blends ("br", /br/ as in "brown", "dr", /dr/ as in "dress", "tr", /tr/ as in "tree", "st", /st/ as in "star", "sp", /sp/ as in "spoon", "sn", /sn/ as in "snake", "sm", /sm/ as in "small", "sw", /sw/ as in "swim").		✓	✓	✓	6/7/5
x	Ask questions using <i>What, Who, Where</i> .	✓			✓	7/7/5
	Identify irregular plural nouns.		✓	✓		8/7/5
	Use the intensifier <i>very</i> .			✓	✓	9/7/5
x	Introduce people to each other, e.g. <i>This is Abdullah</i> .	✓				10/7/5
x	Identify and talk about people using the verb <i>to be</i> .	✓				11/7/5
x	Identify and talk about toys, games and classroom objects.			✓		12/7/5
x	Identify and talk about rooms/items in a house.		✓			13/7/5
x	Describe location using prepositions of place ( <i>in, on, under, next to, between</i> ).			✓		14/7/5
x	Describe physical appearance.			✓	✓	15/7/5
x	Express possession using the verb <i>to have</i> and <i>my/your/his/her/our</i> .	✓	✓			16/7/5
x	Describe animals using possessive adjectives ( <i>its, their</i> ).		✓	✓		17/7/5
x	Talk about ability ( <i>can/can't</i> ).				✓	18/7/5
	Ask about number using <i>How many ...?</i>		✓			19/7/5
	Identify and talk about places in a town and their location using <i>there is, there are</i> and <i>next to, opposite, between</i> .		✓			20/7/5
x	Talk about the weather.		✓			21/7/5
x	Talk about likes and dislikes.		✓	✓		22/7/5
	Talk about food using <i>want</i> and describe different kinds of food and drink using adjectives (e.g. <i>hot/cold/sweet/sour/salty</i> ).			✓		23/7/5
x	Make suggestions using <i>Let's</i> .			✓		24/7/5
x	Ask about and tell the time (o'clock only).			✓		25/7/5
	Identify and talk about the days of the week, months and seasons.		✓	✓	✓	26/7/5
x	Ask and respond to simple sentences about everyday activities in the Present Simple tense using the first and second person singular.		✓	✓		27/7/5
x	Greet someone politely at different times of the day, e.g. <i>Good morning/afternoon/evening. Say Goodbye/Good night</i> .	✓				28/7/5
x	Identify and talk about different times of the day (morning, afternoon, evening, night).				✓	29/7/5
x	Identify prepositions of time ( <i>in, on, at</i> ).			✓	✓	30/7/5
	Ask about activities happening at the moment of speaking using the Present Progressive (Affirmative, Negative, Interrogative and short answers).	✓			✓	31/7/5
x	Identify occupations and talk about what someone does using the Present Simple (Affirmative, Negative, Interrogative and short answers).				✓	32/7/5
	Ask and answer about possession using the Possessive Case and whose.				✓	33/7/5

	Identify and talk about clothes.	✓				34/7/5
x	Follow a short simple text while listening to the audio recording.	✓	✓	✓	✓	35/7/5

الحد الأدنى	By the end of grade five students will be able to:	الجلسة Session				الرمز Code
		الأولى 1 <sup>st</sup>	الثانية 2 <sup>nd</sup>	الثالثة 3 <sup>rd</sup>	الرابعة 4 <sup>th</sup>	
x	Read and count cardinal numbers to 100.	✓		✓		36/7/5
	Read and count ordinal numbers from 1 <sup>st</sup> to 10 <sup>th</sup> .	✓				37/7/5
x	Read and comprehend simple sentences.	✓	✓	✓	✓	38/7/5
x	Read simple short illustrated stories.	✓	✓	✓	✓	39/7/5
x	Spell accurately a small number of high frequency words.	✓	✓		✓	40/7/5
x	Write short simple words/phrases to complete a paragraph.	✓	✓	✓	✓	41/7/5
x	Write short simple sentences to convey basic personal information.	✓	✓	✓	✓	42/7/5
x	Apply basic rules of punctuation (e.g. use capital letters, full stops, commas, question marks).	✓	✓	✓	✓	43/7/5
x	Write short answers to written questions.	✓	✓	✓	✓	44/7/5
	Use the definite and indefinite article (a/an, the).	✓		✓		45/7/5
x	Refer to people and things using demonstratives (this/that/these/those).	✓	✓			46/7/5
	Link ideas with commas and <i>and</i> .		✓	✓		47/7/5
	Link ideas with <i>but</i> .					48/7/5
	Link ideas with <i>or</i> .					49/7/5

Macmillan Education  
Between Towns Road, Oxford OX4 3PP  
A division of Macmillan Publishers Limited

Companies and representatives throughout the world

ISBN 978-0-230-43495-0

Text © Wendy Arnold and Co. Limited and Adrian Tennant 2012  
Written by Wendy Arnold and Adrian Tennant. Additional text by Nick Beare.  
Design and illustration © Macmillan Publishers Limited 2012

The authors have asserted their rights to be identified as the authors of their work in accordance with the Copyright, Designs Patents Act 1988.

This edition published 2012. Updated in 2013  
First edition published 2008

All rights reserved; no part of this publication may be reproduced, stored in a retrieval system, transmitted in any form, or by any means, electronic, mechanical, photocopying, recording, or otherwise, without the prior written permission of the publishers.

Designed by Clare Webber Graphic Design  
Illustrated by David Till, Juliet Breese, JW Illustration, Red Giraffe  
Cover design by John Barker, Stockholm Design  
Cover illustration/photograph by Brand X

The author and publishers would like to thank the following for permission to reproduce their photographs:

**Alamy**/Apix p37(plane), Art Directors & Trip pp18, 35(hospital), 45(Abha), 48(port), Alamy/G.Bajor p37(plane), Alamy/Bon Appetit p47(drinking), Alamy/V.O'Byrne p13(traffic light), Alamy/Cubo Images srl pp22, 24, 48(beach), Alamy/D.Delimont pp45, 46, 47(beach), 45, 46, 47(fort), Alamy/db Images pp22(motorbike), 24(football), Alamy/Dinodia Photos p12(bread), Alamy/epa p48(shopping), Alamy/Givaga p9(juice), Alamy/T.Graham p12(rice), Alamy/P.Nairne p55(Al-Baha), Alamy/B.O'Kane p48(museum), Alamy/J.Rotman p48(snorkelling), Alamy/D.Smythe p12(soup), Alamy/D.Steele p47 x 2(camels), Alamy/Tetra Images p51(computer), Alamy/J.White Photos p47(crab), Alamy/Whitebox Media p13(tousers); **Arabian Eye**/A.Al Mubarak pp18(mall), 45(tourists), Arabian Eye/Still Works p5(Al-Baha); Corbis/Arabian Eye p48(meal), Corbis/Blend Images p45(tent), Corbis/Ocean p12(salad), Corbis/C.Morris/V11 pp18, 20(supermarket), 20(mall), Corbis/National Geographic Society p18(airport), Corbis/Photoalto pp22, 23, 24, 35(sandcastle), Corbis/C.Redondo p18(mosque), Corbis/The Food Passionates p12(tea), Corbis/Syigma pp18, 46(street scene); **Digital Vision** pp22, 23, 24(picnic); **Getty Images**/Arabian Eye pp18(café), 47(girl), Getty Images/Comstock p4(plane), Getty Images/DK pp25(foot), 35(pencils), Getty Images/Lonely Planet p47(girl), Getty Images/Photographers Choice pp12(banana), 13(train), Getty/Workbook Stock p22(football); **Getty RF** pp9(apple), 21(notebook), 25(football); **Graphcast** p25(flag); **Gulf Images**/Hashim p18(park); **Image Source** p12(water); **Macmillan Publishers Ltd**/D.Tolley/D.Ryan p23(clock); **Nemeer Al-Maari** p20(café); **Photoalto** p12(tomato); **Pixtal** p25(finger); **Superstock**/Robert Harding Picture Library pp46, 47 x 2(Abha), Superstock/Image Source pp37(suitcase), 47(boy); **Up The Resolution** p21 x 4(orange).

These materials may contain links for third party websites. We have no control over, and are not responsible for, the contents of such third party websites. Please use care when accessing them.

Although we have tried to trace and contact copyright holders before publication, in some cases this has not been possible. If contacted we will be pleased to rectify any errors or omissions at the earliest opportunity.

Printed and bound in Saudi Arabia

2016 2015 2014 2013  
9 8 7 6 5 4 3