

المملكة العربية السعودية  
Kingdom of Saudi Arabia



وزارة التربية والتعليم  
Ministry of Education

# Get Ready

Student's Book

[www.saudienglish.net](http://www.saudienglish.net)

محمد 2011

# 2

  
MACMILLAN

# Rubric Glossary

Because of their importance in the learning experience, these rubric words have been translated into Arabic for the use of pupils and parents.

Answer

أجب

Ask

اسأل

Check

افحص

Circle

ضع دائرة حول

Colour

لَوْنُ

Complete

أكمل

Copy

انسخ

Count

عدّ

Cover

غطّ

Do

نفذ - افعل

Draw

ارسم

Find

جد

Join

ألحق

Listen

استمع

Look

انظر

Match

قابل

Read

اقرأ

Say

قل

Trace

تتبع

Write

اكتب



Stand up



Sit down



Open your books



Listen



Look



Find



Say



Write



Quiet

# Contents

Student's Book Units	Page	Workbook Units	Page
Welcome Unit	4		
1 The Body	6	1 The Body	59
2 My face	10	2 My face	62
Revision 1	14	Revision 1	65
Saudi Stars 1	16		
3 My house	18	3 My house	67
4 Food	22	4 Food	70
Revision 2	26	Revision 2	73
Saudi Stars 2	28		
Progress check 1	30		
5 In the street	32	5 In the street	75
6 Day and weather	36	6 Day and weather	78
Revision 3	40	Revision 3	81
Saudi Stars 3	42		
7 My school	44	7 My school	83
8 My country	48	8 My country	86
Revision 4	52	Revision 4	89
Saudi Stars 4	54	Picture dictionary	91
Progress check 2	56		

# Welcome

1 Listen and repeat.  

1

4

a

c

5



8

7

6

10

3



d

e

g

t

l



9

2

1

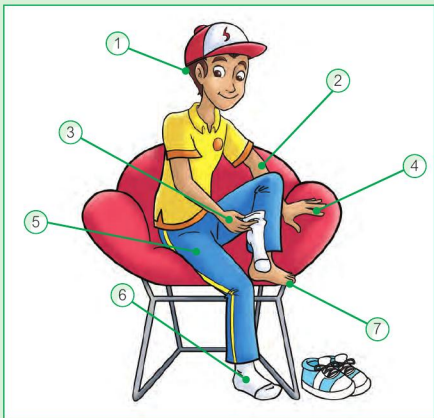
o

2 Match and say. 

# 1 The body

## Lesson 1

- 1 Listen and find. Listen and say.   head



- 2 Listen and say. Listen and chant.  



## 3 Listen and find. Listen and say.



bhp



## 4 Listen and do. Say and do.



Touch your hand.



## Phrase bank

a big head

a small arm

3 **Listening; speaking:** recognise vocabulary: *big head, small head, big arm, small arm, etc.*4 **Listening; speaking:** consolidate vocabulary and respond with action: *touch your ... don't touch your ...*

## Lesson 2

1a Listen and read. Listen and match.   

a big leg

a small hand

a big foot

a small finger

a big arm

a small head



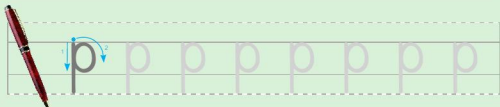
1b Cover and say. 

2 Match and say.  

pen  
head  
boy




3 Trace and copy. 



**Grammar focus**

Touch your hand.

Don't touch your arm.

4 Listen and number. Listen and say.   



hand



leg



toe



foot



arm



finger



head

2 **Speaking:** letters b, h, p

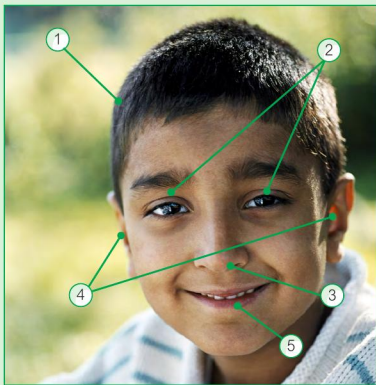
3 **Writing:** short words and letters b, h, p

4 **Listening; speaking:** consolidate vocabulary and numbers

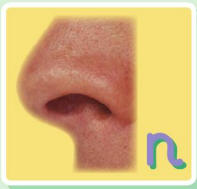
# 2 My face

## Lesson 1

- 1 Listen and find. Listen and say.   nose



- 2 Listen and say. Listen and chant.  




3 Listen and find. Listen and say.



mnr

pink nose



4a Listen and do.



4b Say and do.



Touch your nose!



### Phrase bank

pink nose

brown eyes

3 **Listening:** recognise vocabulary: pink nose, brown eyes, black hair, big ears, mouth

4a **Listening:** respond with action: Touch your ... Close your ...

4b **Listening; speaking:** practise vocabulary



## Lesson 2

1a Listen and read. Listen and match.



green eyes

big ears


a big nose

white ears

a small mouth

a brown nose

black hair



1b Cover and say.



2 Match and say.  

mouth  
nose  
robot



3 Trace and copy. 



**Grammar focus**

They're my...  
It's my...

4 Listen and number. Listen and say.   



ears



nose



mouth



hair



eyes

- 2 **Speaking:** short words and letters m, n, r  
3 **Writing:** letters m, n, r  
4 **Listening; speaking:** consolidate vocabulary

# Revision 1

1 Look and find. Listen and say.





head



1





2 Draw a picture.





3 Listen and match. Listen and say.   

1  



2

3  

4



5  


6

7  

8


4 Listen and say. Write.   

b h p m n r

# SAUDI STARS 1

1 What is it? Play. Ask and answer. 



Big ears.  
What is it?

An...?



2 Circle the face and body words. 

hand nose finger eyes same ears leg head

3 Listen and do. Say the chant.  

Touch your ears

Touch your \_\_\_\_\_

Touch your toes

Touch your toes

Touch your legs

Touch your \_\_\_\_\_

Touch your nose

Touch your nose




4 Listen and read. 





5 Project: Draw and talk about an animal.  

A big nose, small ears, a big body...



# 3 My house

## Lesson 1

1 Listen and find. Listen and say.  



2 Listen and say. Listen and chant.  





3a Listen and find. Listen and say.



July



living room

3b Listen and find. Listen and say.



There's the living room.

4 Ask and answer.

Where's the book?



In the ...



Phrase bank

Where's the ...?


In the living room.

3a Listening; speaking: recognise vocabulary: living room, garden, bathroom, kitchen, bedroom, key

3b Listening; speaking: say sentences: There's the / a

4 Speaking: Where's the ...? In the ...

## Lesson 2

1a Read and match. Write the letter of the correct sentence. 

- a Look! There's a garden.      b There's a door.  
c There's a house.              d Look! There's a key.



1b Listen and check. 

2 Match and say. 

jacket  
umbrella  
yellow



3 Trace and copy. 4 Listen and number. Listen and say.   

bedroom



living room



kitchen



garden



bathroom

**Grammar focus**

There's a key.

There's the living room.

3 Writing: letters j, u, y

4 Listening; speaking: consolidate vocabulary

# 4 Food

## Lesson 1

1 Listen and find. Listen and say.



apple



2 Listen and say. Listen and chant.



3 Listen and find. Listen and say.



V W X

apple



4 Ask and answer. Count.



How many apples?

6 apples.



### Phrase bank

How many oranges?

one egg

two eggs



3 **Listening; speaking:** recognise vocabulary: apple, orange, egg, juice, rice, eat, drink

4 **Asking and answering:** How many ...s? Six ...s.

## Lesson 2

1a Read and match. Write the letter of the correct sentence. 

- a No. I like orange juice.      b Eat your rice, please.  
c Drink your orange juice, please.      d Do you like apple juice?



1b Listen and check. 


2 Match and say. 

villa  
window  
x-ray



3 Trace and copy. 4 Listen and number. Listen and say.   

1 apple.

**Grammar focus**

Do you like rice?

Yes, I like rice.

No, I don't like rice.






## Revision 2

1a Look and listen. Find and say.  

juice

4



1b Listen and say.  

juice

4

2 Draw and say.  

Do you like apples?

Yes.



3 Listen and find. Listen and say.



Look at the living room.



4 Listen and write.



b h p m n r j u y v w x

3 Listening; speaking: practise rooms and furniture items

4 Listening and writing: practise letters

# SAUDI STARS 2

1 Spot the differences in picture 2.



There are two eggs in the kitchen.

2 Look and trace the letters.

1



wbjxy

3



ybuix

2



uwbyy

4



djxyv

3 Listen and read.  

1  Drink the orange juice!  
Thanks Mum.



2  Key? Uhhhh

3  In the living room?  
The living room...no.

4  In the bedroom?  
The bedroom...no.


5  In your hand?  
My hand?

6  The key! Thanks Mum.

4 Chant and rhyme.  
Read, listen and say.  

Do you like rice?  
Yes, I like rice.  
It's nice, nice, nice.



5 Project: Draw a kitchen with these things in it: 

2 windows

3 apples



4 eggs


6 oranges


juice




# Progress check 1

1 Listen and number.  



2 Read, find and number. 

There's/There are...



1. kitchen 2. living room 3. eggs 4. hand 5. garden  
6. window 7. key 8. apples 9. eyes 10. nose 11. drink

10

3 Listen and read. Listen and match.



Example: There's a garden.

- 1 There's rice in the kitchen.
- 2 Look at my hair.
- 3 Don't touch my toe!
- 4 Do you like oranges?
- 5 Drink the juice.



5

4 Write the correct word.



Example: Eat the eggs eggs/juice.

- 1 I like \_\_\_\_\_ apples/nose.
- 2 There are 5 \_\_\_\_\_ eggs/kitchen.
- 3 Look at my brown \_\_\_\_\_ hair/eat.
- 4 The lion has a big \_\_\_\_\_ toes/head.
- 5 They're my \_\_\_\_\_ body/eyes.

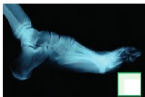
5 Match and write.



h n



J



x J



v b



5



25


# 5 In the street

## Lesson 1

1 Listen and find. Listen and say.   taxi

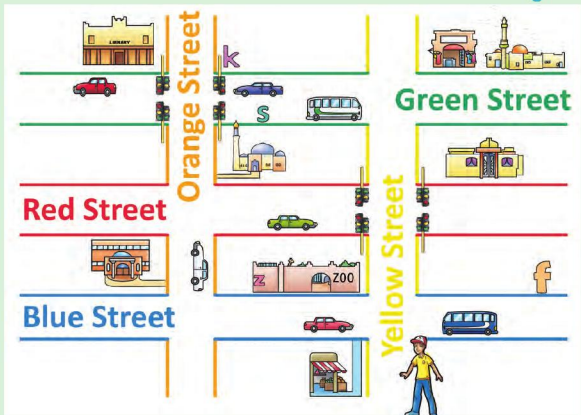


2 Listen and say. Listen and chant.  





3a Listen and find. Listen and say.



3b Listen and trace.



3c Listen and answer.



4 Ask and answer.



Where's the big mosque?

Go straight. Then go right at Green Street.



Where's the big mosque?



It's on Green Street.

**Phrase bank**

Go straight. Go right.



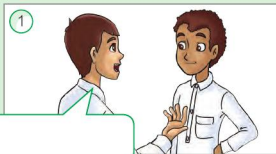
Go left. Stop.

3a **Listening; speaking:** recognise vocabulary : taxi, bus, shop, traffic lights, mosque, street3b **Listening; writing:** respond with action3c **Listening; speaking:** ask for and give directions; *Where's the ...? Turn ...*4 **Speaking:** identify locations; *Where's the ...? It's on ...*

## Lesson 2

1a Read and match. Write the letter of the correct sentence.  

- a It's on Green Street.      b Go right.  
c Where's the mosque?      d Go left.



1b Listen and check. 

2 Read and circle. Say.  

1 foot / fish



2 zoo / street



3 key / foot



4 street / zoo



3 Trace and copy. 4 Listen and number. Listen and say.   

## Grammar focus

Where's the shop?  
It's on Green Street.



traffic lights



street



taxi



shop



bus



mosque

3 Writing; speaking: letters f, k, s, z

4 Listening; speaking: consolidate vocabulary

## 6


## Day and weather

## Lesson 1

1 Listen and find. Listen and say.



day



2 Listen and say.



th



ch



sh

Good morning.

3 Listen and say.




4 Listen and find.

Listen and number.



th ch wh

sun



### Phrase bank

Good morning. Good evening.  
Good afternoon. Good night.

## Lesson 2



1a Read and match. Write the letter of the correct sentence.  


a It's cloudy and cold today.

c It's rainy and cold today.

b It's sunny and hot today.

d It's cloudy and hot today.



1b Listen and check. 

2 Read and circle. Say. 




1 black / thobe



2 thobe / chair



3 white / shoes

3 Listen and number. Listen and say. 



stars



night



moon



day



sunny



cloudy



umbrella



cold



rainy



hot

4 Write and say. 

### Grammar focus

It's ... and ... today.



1 It's sunny and hot today.



4 There's a \_\_\_\_\_.



2 It's \_\_\_\_\_ and cold today.



5 Put on the \_\_\_\_\_.



3 It's \_\_\_\_\_ and cold today.



6 Look at the \_\_\_\_\_ cat.

2 **Speaking:** blends th, ch, sh

3 **Listening; speaking:** consolidate vocabulary



4 **Writing; speaking:** complete sentences

## Revision 3

- 1 Look and trace what you can see. 



mosque bus traffic light  
legs sun rainy train  
moon umbrella star  
cars yellow taxi

- 2 Look and write. Listen and check.  

hot right on good

- 1 The mosque  
is on the  
\_\_\_\_\_.



- 3 It's \_\_\_\_\_  
and sunny today.



2



\_\_\_\_\_ night.

4



Go straight  
\_\_\_\_\_.



3 Listen and match.  

1

2

3

4

5

6



4 Match and trace. Write and say.  



s



sh



z



th



f



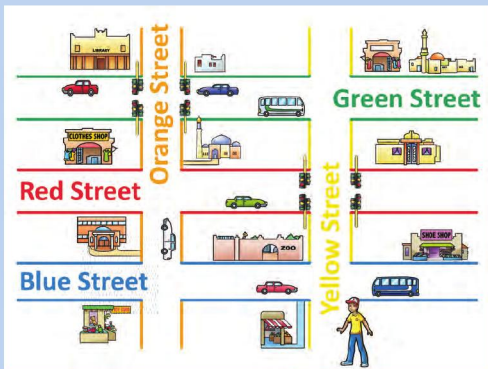
ch



k

# SAUDI STARS 3

- 1 Give directions. Guess where you are. 



Go straight on Yellow Street.  
Go left at Red Street. Stop on the right.

Yes!

Is it the mosque?



- 2 Listen and chant. Good morning!  

Good Morning!  
Get up! Get up!  
It's time to play.  
Get up! Get up!  
It's hot and sunny today.



3 Look, read and complete. Listen and check.



stars



In Saudi Arabia it's sunny and

\_\_\_\_\_.

hot

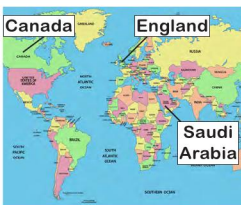
cold



sun

In Canada it's \_\_\_\_\_.

rainy



In England it's cloudy and

\_\_\_\_\_.



We all see the night, the moon and the \_\_\_\_\_.



And we all see the day and the \_\_\_\_\_.

4 Project: Draw the weather today. Complete the sentence.



Today the weather is \_\_\_\_\_.

# 7 My school

## Lesson 1


1 Listen and find. Listen and say.   office



2 Listen and say.  

Aa Bb Cc Dd Ee Ff Gg  
Hh Ii Jj Kk Ll Mm

3a Listen and find. Listen and count.



3b Listen and say.



4 Ask and answer.



Phrase bank

This is an office.

one pen

How many desks?

ten pens



How many pens?



Ten pens.



3a Listening: recognise vocabulary

3b Listening: speaking: respond with speech and action: *What are these? These are ... How many ...? Five ...*

4 Speaking: ask and answer about vocabulary: *How many pens? Ten pens.*

## Lesson 2

1a Read and match. Write the letter of the correct sentence.  


a How many bags?


b It's a library.

c It's an office.

d These are pens.



1b Listen and check. 

2 Trace, match and say. 

A B C D E F G H I J K L M

3 Listen and number. Listen and say. 

pupil      teacher      gate      library      whiteboard      office      classroom

4 Write and say. 1 It's a classroom.

4 It's a \_\_\_\_\_.



2 It's an \_\_\_\_\_.



5 Look at my \_\_\_\_\_.



3 It's a \_\_\_\_\_.

## Grammar focus

What are these?

These are pencils.

# 8 My country

## Lesson 1

1 Listen and find. Listen and say.



I'm from Saudi Arabia.

1



2



3



4



5



6



7



8



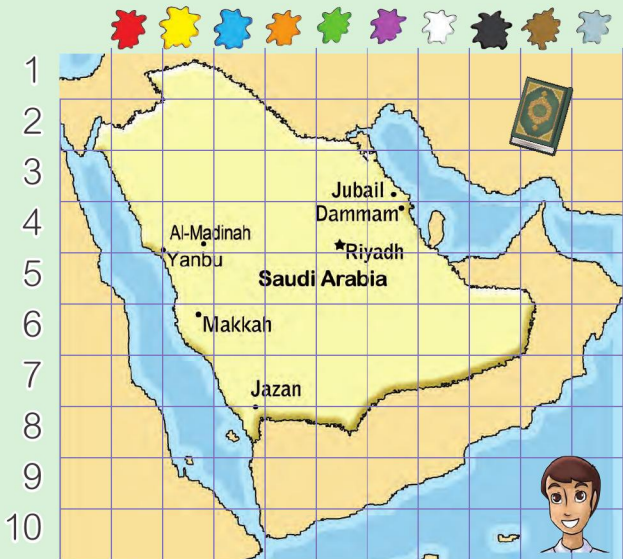
2 Listen and say.



Nn Oo Pp Qq Rr Ss Tt  
Uu Vv Ww Xx Yy Zz



3 Listen and find. Listen and say.  



### Phrase bank

I'm from ... Where's Riyadh? Where's Dammam?

4 Ask and answer.  Where's Al-Madinah?

It's in yellow 4.



## Lesson 2


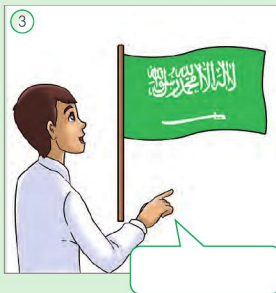
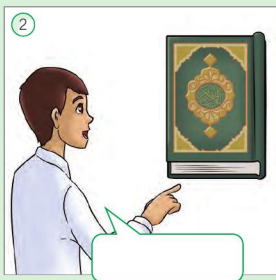
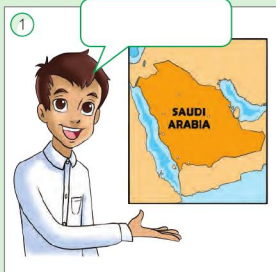
1a Read and match. Write the letter of the correct sentence.  


a There's The Holy Qur'an.

b There's a flag.

c There's a city.

d There's Saudi Arabia.




1b Listen and check. 

2 Listen and number. Listen and say.   



map



city



The Holy Qur'an



town

3 Write and say.  



1 I'm from Saudi Arabia.



3 Here's my \_\_\_\_\_.

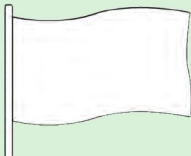


2 There's a \_\_\_\_\_.



4 This is a small \_\_\_\_\_.

4 Draw the flag and say.  



### Grammar focus

Here's a ...

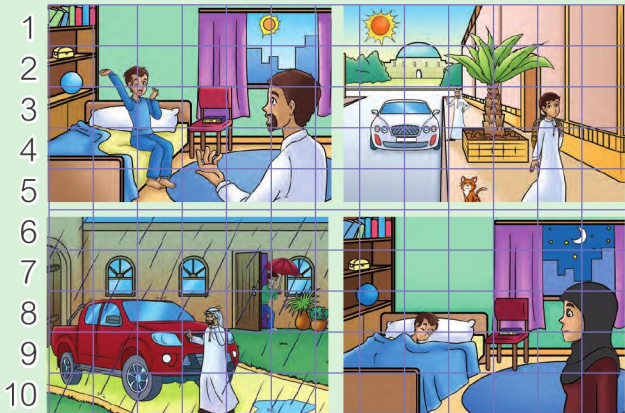
There's a ...

# Revision 4

1 Listen and say. Listen and write.




a



2 Listen and find. Listen and answer.



Where's the sun?



3 Listen and find. Listen and say.



H1.

It's in H1.

Good morning.

4 Listen and find. Listen and say.



n



5 Read and say.



6 Listen and answer about you.

Hello. How are you?

Fine, thanks.

Hello. How are you?

- 4 Writing; speaking: practise letters
- 5 Listening; speaking: practise colours and clothes
- 6 Listening; speaking: understand and use formulaic language


# SAUDI STARS 4

## 1 Interview your friend.


Do you like...?

- 1 
- 2 
- 3 
- 4 
- 5 
- 6 
- 7 
- 8 

	yes	no



Do you like the rain?



No.



## 2 Listen and chant. Act it out.


It's time for school.  
It's nearly eight.  
Go to the library.  
Go to the gate.


It's time for school.  
It's nearly eight.  
Go to the office.  
Go to the gate.


It's time for school.  
It's nearly eight.  
Go to the classroom.  
Go to the gate.



3 Listen and read.  



4 **Project:** Write your town on the map. Draw your house and a Saudi flag. Answer the questions. 

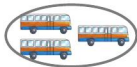


What is your name? \_\_\_\_\_ Are you a girl or a boy? \_\_\_\_\_  
How old are you? \_\_\_\_\_ Where are you from? \_\_\_\_\_

# Progress check 2

## 1 Listen and circle.

Example:



1



2



3



4



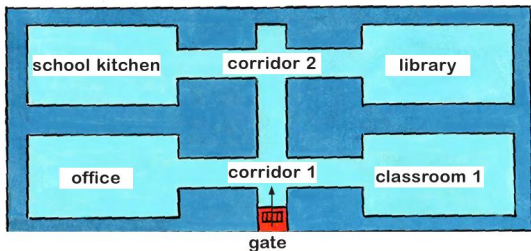
5



5


## 2 Look and write where it is.

- Go straight. \_\_\_\_\_
- Turn right on corridor 1. \_\_\_\_\_
- Turn left on corridor 1. \_\_\_\_\_
- Turn right on corridor 2. \_\_\_\_\_
- Turn left on corridor 2. \_\_\_\_\_












5








3 Write the upper case letters. 

S O A H Q M T L Z

- |     |   |                     |    |   |            |
|-----|---|---------------------|----|---|------------|
| 1   |  | ___ li              | 6  |  | ___ ather  |
| 2   |  | ___ arah            | 7  |  | ___ oo     |
| 3/4 |  | The ___oly ___ur'an | 8  |  | ___ ibrary |
| 5   |  | ___ other           | 9  |  | ___ ffice  |
|     |   |                     | 10 |  | ___ axi    |

10

4 Listen and answer about your school.  

- |   |   |   |  |
|---|---|---|--|
| ① |    | ④ |   |
| ② |   | ⑤ |  |
| ③ |  |   |  |

5

25


المملكة العربية السعودية  
Kingdom of Saudi Arabia



# Get Ready

Workbook

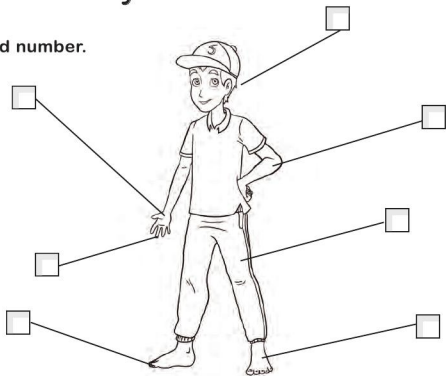
# 2



  
MACMILLAN

# 1 The body

1 Read and number.



1 finger

2 head

3 foot

4 hand

5 leg

6 toe

7 arm

2 Trace and match.

1 head

2 arm

3 hand

4 aeroplane

5 robot



## 3 Trace and copy.



## 4 Find b, h and p. Circle.

b  boat

 bed

 book

 bag

h  horse

 hen

 hand

 head

p  pencil

 aeroplane

 pen

## 5 Find and circle.

b →	b	b	d	b	b	d	d	b	p	b	d	b	b	p	b	b	b
h →	h	b	h	b	h	h	b	h	d	h	h	h	p	b	h	d	h
p →	p	b	b	p	b	b	d	b	b	d	d	b	p	b	d	b	b
i →	i	i	l	i	l	t	i	t	t	i	l	t	i	l	i	l	i
l →	l	l	l	i	l	l	t	l	l	t	i	l	l	l	t	l	i
t →	t	t	l	t	t	i	t	i	l	t	t	l	l	t	i	l	i

## 6 Copy.



## 7 Write b, h and p.



— ag



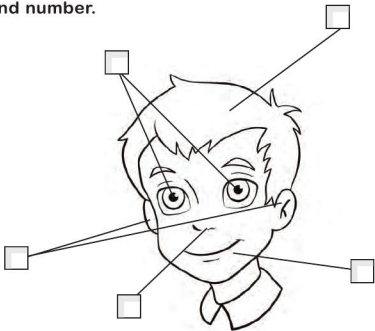
— en



— and

## 2 My face

1 Read and number.



1 ears

2 nose

3 hair

4 eyes

5 mouth

2 Trace and match.

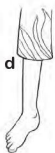
1 bag

2 leg

3 boat

4 doll

5 pen





## 3 Trace and copy.




## 4 Read and write.

- 1 black hair
- 2 a big nose
- 3 big eyes
- 4 a big mouth
- 5 big ears
- 6 a small nose



## 5 Find m, n and r. Circle.



## 6 Copy.



## 7 Write m, n and r.





# Revision 1

## 1 Read and circle.

1 big eyes



2 small hand



3 big ears



4 small legs



5 black hair



## 2 What's missing? Draw and complete.

1 ey\_\_s

2 \_\_a\_\_d

3 f\_\_t

4 ea\_\_

5 fi\_\_ge\_\_



3 Trace and copy.



4 Find and trace.


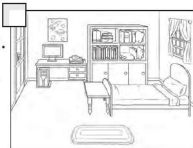

-  arm
-  head
-  hair
-  foot
-  mouth



# 3 My house

1 Read and number.

- 1 There's a living room.
- 2 There's a kitchen.
- 3 There's a bathroom.
- 4 There's a bedroom.
- 5 There's a garden.



2 Read and circle.



garden

bathroom

key

kitchen



kitchen

garden

key

bathroom



bedroom

kitchen

garden

living room



living room

kitchen

garden

bathroom

## 3 Trace and copy.



## 4 Find j, u and y. Circle.



## 5 Copy.



## 6 Find and circle.

b	→	b	b	d	b	b	d	d	b	p	b	d	b	b	p	b	d	b
h	→	h	b	h	b	h	h	b	h	d	h	h	h	p	b	h	d	h
p	→	p	b	b	p	b	b	d	b	b	d	d	b	p	b	d	b	b
m	→	m	m	n	m	n	m	r	r	m	m	n	m	r	n	r	m	n
n	→	n	r	n	n	n	r	r	m	n	r	n	m	n	n	r	r	n
r	→	r	r	r	m	m	n	r	n	m	m	r	n	n	m	r	n	r


## 7 Trace and match.

1 There's a horse.

2 There's a robot.

3 There's a yo-yo.

4 There's a bed.



5 Writing: practise letters j, u and y

6 Reading: identify letters b, h, p, m, n and, r

7 Writing: practise short sentences and match with vocabulary

## 4

## Food

1 Write and copy.



r\_\_ce

rice



\_\_pple

\_\_\_\_\_



\_\_range

\_\_\_\_\_



\_\_uice

\_\_\_\_\_



\_\_gg

\_\_\_\_\_

2 Read, look and label.

rice apple orange egg juice



1



2



3



4



5

rice

\_\_\_\_\_

## 3 Trace and copy.



## 4 Find v, w and x. Circle.



v villa



living room



w window



white



x x-ray



box

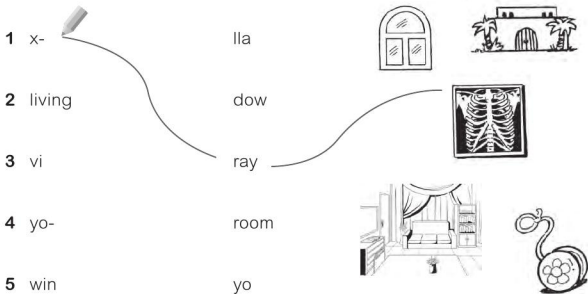
## 5 Copy.



## 6 Write v, w and x.



## 7 Match and make words.





# Revision 2

## 1 Find and write.

bed car bag boy arm leg apple desk



---

---

---

---


---

---


---

---


## 2 Read, draw and colour.



green eyes



a blue bag



a purple pencil



orange juice



a red rabbit



a yellow yo-yo

3 Circle and write.

j i key k l s e a r s p l o m r a r m d e g h n n o s e i l  
 e t y o y o g b h m r w i n d o w l d p x - r a y w v i l l a



ea\_\_s



ke\_\_



ar\_\_



\_\_ose



yo-\_\_o



\_\_illa



\_\_indow



\_\_-ray

4 Trace and copy.



leg

\_\_\_\_\_



hand

\_\_\_\_\_



mouth

\_\_\_\_\_



ears

\_\_\_\_\_



garden

\_\_\_\_\_



bathroom

\_\_\_\_\_



rice

\_\_\_\_\_



juice

\_\_\_\_\_

# 5 In the street

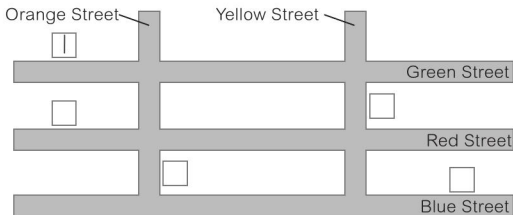
## 1 Trace and match.

- 1 taxi
- 2 bus
- 3 shop
- 4 traffic lights
- 5 mosque
- 6 street



## 2 Read and label.

- 1 There's a shop on Green Street.
- 2 There's a mosque on Yellow Street.
- 3 There's a villa on Orange Street.
- 4 There's a garden on Red Street.
- 5 There's a school on Blue Street.



## 3 Trace and copy.



## 4 Read and match.



finger fish foot key mosque shoes nose zoo shirt

5 Find f, k, s and z. Circle.

f  finger  fish k  key

s  school n  nose

z  zoo  zebra

6 Copy.




7 Write f, k, s and z.


 \_ey

 \_oot

 \_ish

 \_oo

 no\_\_e

 mo\_\_que

# 6 Day and weather

1 What's the weather like? Trace and match.

1 sun

2 day

3 night

4 moon

5 rainy

6 cloudy



2 Find and write.

Good afternoon. Good night. Good morning.



1



2



3

## 3 Trace and copy.



## 4 Find th, ch and sh. Circle.



chair



thobe



shirt



mouth



brother



chicken

## 5 Write th, ch and sh.



\_\_\_obe



\_\_\_air



\_\_\_irt

6 What's the weather like? Read match and trace.



It's cloudy.

It's cold.

It's rainy.

It's sunny.

It's hot.

7 Copy.



1 Good morning! \_\_\_\_\_



2 It's rainy today. \_\_\_\_\_



3 It's sunny and hot. \_\_\_\_\_



4 It's cloudy and cold today. \_\_\_\_\_



# Revision 3

1 Find, circle and draw one example.

1 f father giraffe four five

2 k key monkey black kitchen

3 s sleep sunny nose eyes

4 th thobe mouth mother brother

5 sh shoe shirt fish shop

6 ch chair teacher chicken touch

2a Read and match. Write.




left	right
_____	_____
_____	_____
_____	_____
_____	_____

2b Complete two sentences.

The \_\_\_\_\_ is on the right.

The \_\_\_\_\_ is on the left.

3 Look and write.



sunny street mosque shop traffic light buses taxis

- 1 It is hot and \_\_\_\_\_.
- 2 There is a mosque and shops on the \_\_\_\_\_.
- 3 Stop at the \_\_\_\_\_.
- 4 Three \_\_\_\_\_ are on the street.
- 5 The \_\_\_\_\_ is on the left of the shops.
- 6 The \_\_\_\_\_ is on the right of the mosque.
- 7 Four \_\_\_\_\_ are on the street.


4 Look at the picture above. Read and circle True or False.

- |  |      |       |
|--|------|-------|
| 1 It is cloudy.                                      | True | False |
| 2 The shoe shop is on the right of the clothes shop. | True | False |
| 3 The mosque is big.                                 | True | False |
| 4 Six cars are on the street.                        | True | False |
| 5 The moon is to the right of the mosque.            | True | False |


# 7 My school

## 1 Trace and match.

- 1 classroom
- 2 library
- 3 office
- 4 whiteboard
- 5 friend
- 6 gate



## 2 Look and write.



1 a big book

2 \_\_\_\_\_

3 \_\_\_\_\_




4 \_\_\_\_\_

5 \_\_\_\_\_

6 \_\_\_\_\_

## 3 Trace and copy. Match.



## 4 Look and write.

- 1 What are these? These are phones.
- 2 How many elephants? There are 4 elephants.
- 3 What are these? \_\_\_\_\_
- 4 How many friends? \_\_\_\_\_



5 Read, match and copy.

- 1 It's a big gate.
- 2 There's an office.
- 3 It's a big whiteboard.
- 4 Look at the books.



6 Write the missing letters.

A a \_ b C \_ \_ d E \_

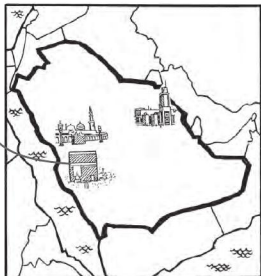
\_ f G \_ \_ h \_ i

J \_ \_ k L \_ \_ m

# 8 My country

1 Trace and match.

Makkah  
Al-Madinah  
Jubail



2 Read and write.

a mosque a map a city a town a flag The Holy Qur'an



The Holy Qur'an

3 Trace and copy. Match.

N N N

O O O

P P P

Q Q Q

R R R

S S S

T T T

U U U

V V V

W W W

X X X

Y Y Y

Z Z Z

p p p

u u u

n n n

t t t

y y y

q q q

z z z

x x x

r r r

v v v

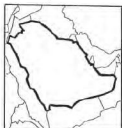
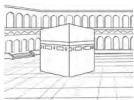
s s s

o o o

w w w

#### 4 Read and number.

- 1 There's a map of Saudi Arabia.
- 2 There's the city of Makkah.
- 3 There's the flag of Saudi Arabia.
- 4 There's The Holy Qur'an.



#### 5 Write letters S, M, H, Q and A.

- 1 flag of \_\_\_\_audi \_\_\_\_rabia
- 2 The \_\_\_\_oly \_\_\_\_ur'an
- 3 the city of \_\_\_\_akkah
- 4 \_\_\_\_l \_\_\_\_edina



#### 6 Read. Write about you.

I'm Sarah.  
I'm from Saudi Arabia.



I'm \_\_\_\_\_

\_\_\_\_\_

I'm Ali.  
I'm from Saudi Arabia.



\_\_\_\_\_

\_\_\_\_\_



# Revision 4

1 Trace. Write in order.

7 10 5 1 3 9 2 8 4 6

— — — — — — — — — —

2 Trace and complete.

A \_ C \_ E F \_ \_ I \_

K \_ M \_ \_ P Q \_ S \_

U V W X \_ \_

3 Trace and write.

1 There's a whiteboard.

2 There's a \_\_\_\_\_.


3 There's a \_\_\_\_\_.








**4 Look, read and write.**


book                      five  
 brother                four  
 chicken                kitchen  
 elephant                monkey  
 finger                    mother  
 fish                      mouth  
 fish                      phone


seven                    table  
 shirt                    thobe  
 shoe                    three  
 shop                    white  
 six                      whiteboard  
 street                  zoo  
 table


**5** a five \_\_\_\_\_  
 \_\_\_\_\_  
 **4** \_\_\_\_\_  
 \_\_\_\_\_

**b** \_\_\_\_\_  
 \_\_\_\_\_  
  
 \_\_\_\_\_  
 **3** \_\_\_\_\_  
 \_\_\_\_\_


**c** \_\_\_\_\_  
 \_\_\_\_\_  
  
 \_\_\_\_\_  
  
 \_\_\_\_\_  
  
 \_\_\_\_\_

**d** \_\_\_\_\_  
 \_\_\_\_\_  


**6** **e** \_\_\_\_\_  
 \_\_\_\_\_  
 **7** \_\_\_\_\_  
 \_\_\_\_\_

**f** \_\_\_\_\_  
 \_\_\_\_\_  


**g** \_\_\_\_\_  


**h** \_\_\_\_\_  
 \_\_\_\_\_  


# Picture dictionary

**a**



arm

**b**



bathroom



bedroom



big



bus

**c**



city



classroom



cloudy



cold

**d**



day

desk



drink



**e**

ears



eat



egg



eyes



**f**

finger



flag



foot



**g**

garden



gate



get up



h



hair

hand



head



The Holy Qur'an



hot



j



juice

k



key

kitchen



l

leg



library



living room



m

Madinah



Makkah



map



moon



mosque



mouth



n

night



nose



o

office



p

pupil



r



rainy



rice

s



Saudi  
Arabia

shop



sleep



small



star



street



sun



sunny



t

taxi



toe



town



traffic lights



u

umbrella



v

villa



w

whiteboard



x

x-ray





الرقم الترتيب	By the end of grade four and with within the assigned structure and vocabulary students will be able to	المستوى الدراسي الأول		المستوى الدراسي الثاني		الوزن
		القرآن، الطبيعة	الطبيعة	القرآن، الطبيعة	الطبيعة	
X	Recognize and produce the sounds of the English alphabet.	✓	✓	✓	✓	1/7/4
X	Recognize short and only some long vowels: [long "a" /eɪ/ as in "cake", long "e" /i:/ as in "sea", long "o" /aʊ/ as in "nose", and long "i" /aɪ/ as "kite"].		✓	✓	✓	2/7/4
X	Recognize and differentiate between some English letters (b & p ), (f & v).		✓	✓	✓	3/7/4
X	Recognize and produce only some English digraphs such as, (th, sh, ch).		✓	✓	✓	4/7/4
X	Recognize and match sounds to letters.		✓	✓	✓	5/7/4
X	Participate verbally and non-verbally in short simple activities: greeting, giving and receiving commands and instructions.	✓	✓	✓		6/7/4
X	Recognize intonation patterns of statements and questions.		✓	✓		7/7/4
X	Ask and respond to simple assigned sentences in present tense form with the verb (like) using first and second person singular and in affirmative, negative and interrogative statements and (Yes/No questions).			✓	✓	8/7/4
X	Ask and respond to basic questions about personal information using verb to be (am, is, are), (have got) and wh. questions (what, where, who, how).			✓	✓	9/7/4
X	Recognize and use indefinite articles (a, an) using (this and that).			✓	✓	10/7/4
X	Recognize and apply regular plural formation using (these and those).			✓	✓	11/7/4
X	Recognize and apply subjective pronouns correctly (I, You, He, She, It, We, They).			✓	✓	12/7/4
	Recognize prepositions of place (in, on)			✓	✓	13/7/4
	Talk about feelings in simple and short sentences.				✓	14/7/4
X	Identify main colours ( red, blue, green, black, white, yellow, brown)	✓	✓			15/7/4
X	Identify and talk about classroom objects which are assigned in the book.	✓	✓		✓	16/7/4
	Identify and talk about family members and possession using two possessive adjectives: (my, your)		✓	✓	✓	17/7/4
	Identify and talk about food, animals, clothes.		✓	✓	✓	18/7/4
	Talk about likes and dislikes.		✓	✓	✓	19/7/4
	Be willing to listen to short digital and recorded materials.	✓	✓	✓	✓	20/7/4
X	Utter simple words and numbers (cardinal numbers 1-19).	✓	✓			21/7/4
	Read and count numbers in tens (10-100).					22/7/4
X	Read aloud simple words and sentences.			✓	✓	23/7/4
X	Read and match words to photos/drawings.		✓	✓	✓	24/7/4
X	Read and comprehend simple short sentences.			✓	✓	25/7/4
X	Spell some simple sight words correctly.		✓	✓	✓	26/7/4
	Be willing to read simple short illustrated stories.		✓	✓	✓	27/7/4
X	Recognize and apply the directionality in writing English (e.g. left/right, top/bottom).	✓	✓	✓	✓	28/7/4
X	Use lined paper correctly with headline, midline, and baseline.	✓	✓	✓	✓	29/7/4
X	Copy words, numbers and simple short sentences.		✓	✓	✓	30/7/4
X	Write upper/lower case letters correctly.		✓	✓	✓	31/7/4
X	Use appropriate spacing between words and sentences.		✓	✓	✓	32/7/4
	Write guided short answers to written questions.		✓	✓	✓	33/7/4
X	Do controlled writing such as supplying missing letters and words.			✓	✓	34/7/4
X	Recognize and apply the punctuation and capitalization assigned for this grade: (capitalizing the beginning of names, sentences, questions and the use of full stop and question mark).			✓		35/7/4



Macmillan Education  
Between Towns Road, Oxford OX4 3PP  
A division of Macmillan Publishers Limited

Companies and representatives throughout the world

ISBN 978-0-230-43478-3

Text © Read Harper Publishing Limited, Adrian Tennant and Wendy Arnold and Co. Limited 2012

Design and illustration © Macmillan Publishers Limited 2012

Written by Kathryn Harper with Adrian Tennant and Wendy Arnold.

The authors have asserted the rights to be identified as the authors of this work in accordance with the Copyright, Designs and Patents Act 1988

This edition published 2012. Updated in 2013

First published 2007

All rights reserved; no part of this publication may be reproduced, stored in a retrieval system, transmitted in any form, or by any means, electronic, mechanical, photocopying, recording, or otherwise, without the prior written permission of the publishers.

Designed by Clare Webber Graphic Design  
Illustrated by David Till, Pulsar, Red Giraffe  
Cover design by John Barker, Stockholm Design  
Cover illustration by Joseph Wilkins

The author and publishers would like to thank the following for permission to reproduce their photographs:

**Alamy/Art Directors & Trip** pp22, 24, 27, 28, 31(villa), Alamy/R.Borodaev pp19, 32, 34, 35, 47, 52, 53, 92(key), Alamy/V.O'Byrne pp32, 35, 93(traffic light), Alamy/C.Ciureanu p43(rain), Alamy/H.Davies pp48, 51, 91(city), Alamy/C.Eckert pp41, 25 (zoo), Alamy/N.Fraser pp25, 53(villa), Alamy/C.Garnham Business pp36, 39, 41(shoe), Alamy/Glow Images pp22, 91(watermelon), Alamy/Insadco Photography p22 (juice), Alamy/Itanistock p48(Korran), Alamy/O.Maksymenko Photography p53(shoes), 56(car), Alamy/L.Nyshko pp20(jacket), 47(brown jacket), Alamy/C.Schneider/B.Sporrer pp10, 11(reading), Alamy/Life on White p16,(lion roaring), Alamy/T.White pp32, 34, 35, 93(street scene), 48, 51 x 2, 93(town), Alamy/Whiteboxmedia Ltd pp22, 23, 25, 93(rice); **Ardea**/M.Boulton p34(giraffe), Ardea/F.Gohier pp32, 35(elephant), Ardea/J.M.Labat p32(fish); **Bananastock** pp9, 2(boy), 10(boy's face); **BrandX** pp16, 47(black horse); **Comstock** pp27, 24, 28, 57, 93(window), 22, 23 x 3, 27, 52, 92(glass juice), 22(cooked egg); **Corbis**/PALmasy p43(snow), Corbis/Arabian Eye pp9, 91(arm), 31(bedroom), Corbis/Digital Art p43(map), Corbis/W.Flamisch p25(apple), Corbis/Reuters p92(mosque), Corbis/Sygma pp32, 35, 93(shopping); **Digital Vision** p32(sun); **Getty Images** pp37, 93(sun), Getty/AFP pp48, 92(Mecca), 48(mosque), Getty/Arabian Eye pp9 x 3, 15, 27, 92(boy), Getty Images/Blend Images pp9, 92(leg), 13, 91(eyes), Getty Images/Dorling Kindersley pp9, 34, 91(foot), Getty Images/First Light pp9, 31, 92(hand), Getty Images/Image Bank pp22, 25(window), Getty Images/Photographers Choice p23 x 5(egg), 52, 91(egg), 36, 53(chair), Getty/T.Schieritz pp18, 20, 27, 28, 93(umbrella), Getty Images/Taxi pp25, 27, 31, 53(xray foot), Getty Images/Digital Vision pp10, 13 x 3, 15, 27, 52, 92(mouth), 18(orange juice), Getty Images/Vetta pp13, 92(hair); **Getty Rf** pp4 x 30, 5 x 25, 19(ball), 4, 16, 47(elephant), 4, 47, 52(ink), 4, 22, 47(apple), 5, 47, 52(lion), 5, 57(lion), 6(b), 27, 52(pigeon), 6, 57(pencil), 9 x 2, 15, 19, 27, 16, 47(monkey), 23 x 6, 25, 52(green apple), 22, 24, 93(xray hand), 37(sunset), 35, 41, 47, 52, 53(fish), Graphcast pp48,56, 57, 91(flag); **Robert Harding**/Cubo Images pp32, 35, 92(mosque); **www.al-hijab.com** pp36, 39, 41, 53(thobe); **Image100** p16(bird); **John Foxx Images** p6(horse); **Macmillan Publishers Ltd**/P. Bricknell pp19, 39, 41(chair), Macmillan Education Ltd/D.Tolley/D.Ryan p47(bag), **Photodisc** pp5, 57(ginger cat), 5, 47(goat), 5, 52(cat), 9, 93(toe), 13, 91(ears), 10, 13x 3, 15, 27, 31, 57, 92(nose), 16(giraffe), 16, 57(rabbit), 25, 91(milk); **Photoshot**/Look p43(desert); **Photospin** pp4, 47, 52(dog); **Pixtal** pp9, 91(finger); **Stockbyte** pp13 x 2, 15, 27(robot), 18, 19, 27(yoyo), 37(sunrise), 37(night sky); **Up the Resolution** pp5, 22, 23 x 4, 25, 57(orange).

These materials may contain links for third party websites. We have no control over, and are not responsible for, the contents of such third party websites. Please use care when accessing them.

Although we have tried to trace and contact copyright holders before publication, in some cases this has not been possible. If contacted we will be pleased to rectify any errors or omissions at the earliest opportunity.

Printed and bound in Lebanon

2016 2015 2014 2013  
9 8 7 6 5 4 3