

English Language  
Elementary Stage  
Fourth Elementary Grade  
Second Semester

اللغة الإنجليزية  
المرحلة الابتدائية  
الصف الرابع الابتدائي  
الفصل الدراسي الثاني

# WE CAN!

saudienglish.net  
KSA Edition

2



# Unit 1 Toys and Things

## Talk Time

1 Listen and say.




2 Practice the talks in pairs.

3 Act out the talks in pairs.





# Fun Time!



## 4 Number Guessing Game

How many marbles do I have?

How many marbles do I have?



Two!

Seven!

Five!

That's right! I have five.



### I Can ...

- act out the talks about *how many* with a partner.
- play the Number Guessing Game with a friend.



GOAL 01



GOAL 02

## Rhythms and Sounds

1 Chant and do.

### Robot Bear

Robot bear, robot bear, turn around.

Robot bear, robot bear, touch the ground.

Robot bear, robot bear, show your shoe.

Robot bear, robot bear, you're out, too.



2 Listen, point, and pronounce.



# Fun Time!



## 3 Pass the Robot Bear Game

Chant and play.



### I Can ...

- chant the *Robot Bear* chant with actions.
- tell a friend to do two of the Robot Bear's actions.



## Advice Time

Keep your room clean.



# Words

1 Listen and point.



2 Listen and say.

3 Listen and find.



# Fun Time!

## Grammar Toolbox


one robot → two robots,  
three robots, four robots ...



### 4 One Robot, Two Robots ...

Chant and put your hand on top.

One robot, two robots,  
three robots, four.



Five robots, six robots,  
seven robots, more!



### I Can ...

- listen, point, and say the names of five toys.
- say the names of some clothes.



GOAL 05



GOAL 06

# Phonics

1 Listen and say.



KIWI



LION



MONKEY



NEST

2 Trace and copy.







3 Listen and write.

K

L

M

N

1. \_\_\_ IWI



2. \_\_\_ ION



3. \_\_\_ ONKEY



4. \_\_\_ EST



# Fun Time!



4 Listen, count, and chant.



## I Can ...

- make the sounds of the letters K, L, M, and N and write them.
- count from 1 to 10.



# Unit 2 Food

## Talk Time

### 1 Listen and say.



### 2 Practice the talks in pairs.

### 3 Act out the talks in pairs.





# Fun Time!

**Grammar Toolbox**  
don't = do not



4 Listen. Shout **I like!** 😊 or **I don't like!** ☹️



I like macaroni.




I like pizza.



I like salad.



I like onions.



I like kabsa.



I like soup.



## I Can ...

- act out the talks about food with a partner.
- say two foods that I like.



## Rhythms and Sounds



1 Listen and chant.

### Cookie Jar Chant

Who took the cookies from the cookie jar?

Safroot took the cookies from the cookie jar.

Who me?

Yes, you!

Not me!

Then who took the cookies

from the cookie jar?



2 Listen again and clap the rhythm.



# Fun Time!



## 3 Cookie Jar Game

Clap and chant.

Number two took the cookies from the cookie jar.



### I Can ...

- chant the *Cookie Jar Chant* using good rhythm.
- say “Who took the cookies from the cookie jar?” three times really fast.



### Advice Time

Eat with your right hand.



# Words



1 Listen, point, and say.



1. apple



2. pizza



3. salad



4. soup



5. orange



6. rice



7. sandwich



8. apricot



9. kabsa



2 Listen and practice.



# Fun Time!



3

## Number Race

Count fast from 1 to 10 and back.



1



2



3



4




5



6



7



8



9



10

## Grammar Toolbox

**Countable**  
sandwiches  
apples

**Uncountable**  
soup  
rice

## I Can ...

- point to and say five kinds of food.
- count from one to ten and back.



GOAL 13



GOAL 14

# Phonics



1 Listen and say.



OCTOPUS



PARROT



QUILT



RABBIT

2 Trace and copy.

O O O O O

P P P P P

Q O O O O

R R R R R





3 Listen and write.



1. \_\_\_CTOPUS 

2. \_\_\_ARROT 

3. \_\_\_UILT 

4. \_\_\_ABBIT 

## Fun Time!

4 Draw, count, and write.



\_\_\_CT\_\_\_US



### I Can ...

- make the sounds of the letters O, P, Q, and R.
- write the letters A to R.



GOAL 15



GOAL 16

# Unit 3 Animals

## Talk Time

1 Listen and say.



2 Act out the talks in pairs.

3 Ask two people if they have a pet.







# Fun Time!



## 4 Number Race

Count fast from 11 to 20.



### I Can ...

- act out the talks about pets with a partner.
- I can count from 11 to 20.



## Rhythms and Sounds

1 Listen and chant.

# PACO

There **was** a **farmer** who **had** a **horse**,

And **PACO** was his **name-oh!**

**P-A-C-O**, **P-A-C-O**, **P-A-C-O**,

And **PACO** was his **name-oh!**



2 Listen again and stamp the rhythm.

3 Write PACO.

P A C O



# Fun Time!



4

Guessing Game. How many animals?

Listen and match.

	11 12 13 14 15 16 17 18 19 20		



## I Can ...

- chant the *PACO* chant by myself using good rhythm.
- count from 11 to 20 and back.



# Words

## 1 Listen and point.



1. duck



2. cat



3. bird



4. fish



5. mouse



6. cow



7. horse



8. sheep



9. chicken

## 2 Listen, point, and say.



## 3 Listen and make the sounds.



1.



Tweet, tweet

2.



Moo, moo

3.



Neigh, neigh

4.



Baaa, baaa

5.



Cluck, cluck



# Fun Time!



4

Old MacDonald

Chant and make the sounds.

Old MacDonald had a farm

Ee-ii-ee-ii-oh

And on that farm he had some cows

Ee-ii-ee-ii-oh

With a MOO MOO here

And a MOO MOO there

Here a MOO

There a MOO

Everywhere a MOO MOO

Old MacDonald had a farm

Ee-ii-ee-ii-oh



**I Can ...**

- say the names of three animals.
- make the sounds of three animals.

GOAL 21

GOAL 22

## Advice Time

Treat animals kindly.



# Phonics



1 Listen and say.



SUN



TIGER



UMBRELLA



VASE

2 Trace and copy.

S S S S S

T T T T T

U U U U U

V V V V V





3 Listen and write.

S T U V

1. \_\_\_ UN



2. \_\_\_ IGER



3. \_\_\_ MBRELLA



4. \_\_\_ ASE



# Fun Time!



4 Listen, count, and write.

20

21

22

2 .....

2 .....

2 .....

2 .....

2 .....

2 .....

2 .....

30



## I Can ...

- make the sounds of the letters S, T, U, and V.
- I can count from 20 to 30 and back.



GOAL 23



GOAL 24

# Unit 4 Days and Weather

## Talk Time

1 Listen and say.

Sun	Mon	Tue	Wed	Thur	Fri	Sat
			✓			✓



2 Practice the talk in pairs.

3 Act out the talk in pairs.





# Fun Time!



## 4 Hot Potato Game

Say the sentence and pass the potato.



### I Can ...

- act out the “What day do you like?” talk with a partner.
- say what day of the week I like.



GOAL 25



GOAL 26

## Rhythms and Sounds

1 Listen and chant.

### Days of the Week

Sunday, Monday, Tuesday,

Wednesday, Thursday,

Thursday,

Friday, Saturday,

Sunday comes again.

2 Listen, point, and pronounce.





# Fun Time!



3

Chant and Do

Make the letter shapes.



**I Can ...**

- chant the *Days of the Week* chant by myself.
- say the days of the week from Sunday to Saturday with good pronunciation.



# Words



## 1 Listen and point.

1.

It's sunny today.



2.

It's cloudy today.



4.

It's snowy today.



What's the weather like today?

3.

It's rainy today.



5.

It's windy today.



## 2 Listen, point, and pronounce.

1.

sunny

3.

rainy

2.

cloudy

4.

snowy

5.

windy



# Fun Time!



3 Chant and do.

## Weather Chant

It's **sunny** today.

It's **sunny** today.

The **sun** is **showing** its **face**.

It's **sunny** today.

It's **sunny** today.


The **sun** is **showing** its **face**.

It's **cloudy** today.

The **sun** is **hiding** its **face**.

It's **rainy** today.

The **sun** is **washing** its **face**.



### I Can ...

- say three sentences about weather.
- say what the weather is like today.



## Advice Time

Start your day with a smile.



# Phonics

1 Listen and say.



WOLF



FOX



YARD



ZEBRA

2 Trace and copy.







3 Listen and write.

W

X

Y

Z

1. \_\_\_\_\_ OLF



2. FO \_\_\_\_\_



3. \_\_\_\_\_ ARD



4. \_\_\_\_\_ EBRA



# Fun Time!



4 Listen, write, and chant.



1 \_\_\_\_\_



2 \_\_\_\_\_




3 \_\_\_\_\_




40




50




60




70



80



90



100



## I Can ...

- make the sounds and write the letters W, X, Y, and Z.
- count from 10 to 100 in tens.



**Goal 01** CD2 02 **Toys and Things: Talk Time**

I can act out the talks about *how many* with a partner.

I listened to CD02  days this week.

date \_\_\_\_ / \_\_\_\_ / \_\_\_\_ signature \_\_\_\_\_

**1** Listen, point, and practice. Trace.

How many  
do you have?

I have one.



I have two.

How many  
do you have?

**2** Trace and write.

g g g



## Goal 02 CD2 03 Toys and Things: Talk Time

I can play the Number Guessing Game with a friend.

I listened to CD03         days this week.

date \_\_\_\_ / \_\_\_\_ / \_\_\_\_ signature \_\_\_\_\_

### 1 Listen and practice. Trace.

How many marbles do I have?

Seven!



No! Three!



Five!



How many marbles do I have?

That's right!  
I have five.



### 2 Trace and write.

h h h



**Goal 03** CD2 04 **Toys and Things: Rhythms and Sounds**

I can chant the *Robot Bear* chant with actions.

I listened to CD04        days this week.

date \_\_\_\_ / \_\_\_\_ / \_\_\_\_ signature \_\_\_\_\_


**1** Listen, chant, and do. Trace.

Robot bear, robot bear,  
turn around.

Robot bear, robot bear,  
touch the ground.

**Robot bear, robot bear, show your shoe.**

**Robot bear, robot bear, you're out, too.**



**2** Trace and write.

Tracing guide for the letter 'i'. It shows a lowercase 'i' on a set of three horizontal lines (top, middle, bottom). The letter has a vertical stem and a dot above it. A dashed line follows the stem, and a dotted line follows the dot, indicating the stroke order for writing.



**Goal 04** CD2 05 **Toys and Things: Rhythms and Sounds**

I can tell a friend to do two of the Robot Bear's actions.

I listened to CD05         days this week.

date \_\_\_\_ / \_\_\_\_ / \_\_\_\_ signature \_\_\_\_\_

**1** Listen, point, and practice. Trace.



Turn around!



Touch the ground!

Show your shoe!



You're out!



**2** Trace and write.

jj

**Goal 05** CD2 06 **Toys and Things: Words**

I can listen, point, and say the names of five toys.

I listened to CD06        days this week.

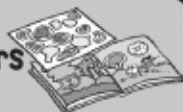
date \_\_\_\_ / \_\_\_\_ / \_\_\_\_ signature \_\_\_\_\_

**1** Listen, point, and practice. Trace.


bicycle



stickers



robot




coloring  
book



puzzle



toy  
trucks



footballs



puppet



computer games



**2** Trace and write.





**Goal 06** CD2 07 **Toys and Things: Words**

I can say the names of some clothes.

I listened to CD07         days this week.

date \_\_\_\_ / \_\_\_\_ / \_\_\_\_ signature \_\_\_\_\_

**1** Listen, point, and practice. Trace.

a shirt, a skirt, a T-shirt,  
trousers, and cell phones



**2** Trace and write.

Tracing and writing lines. The first line shows a vertical line on the left and a dashed line for tracing. Below it are two solid lines for writing, and a dashed line at the bottom.

**Goal 07** CD2 08 **Toys and Things: Phonics**

I can make the sounds of the letters K, L, M, and N and write them.

I listened to CD08        days this week.

date \_\_\_\_ / \_\_\_\_ / \_\_\_\_ signature \_\_\_\_\_


**1** Listen, point, and practice. Trace.

K says k, k, kiwi.


L says l, l, lion.

M says m, m, monkey.

N says n, n, nest.



K, k, kiwi!



**2** Trace and write.

m m m





## Goal 08 CD2 09 Toys and Things: Phonics

I can count from 1 to 10 and write the letters A to N.

I listened to CD09  days this week.

date \_\_\_\_ / \_\_\_\_ / \_\_\_\_ signature \_\_\_\_\_

- 1** Listen, point, and practice.  
Trace and copy.

A	B	C	D	E	F	G
_____						
_____						
1	2	3	4	5		
H	I	J	K	L	M	N
_____						
_____						
6	7	8	9	10		
_____						



- 2** Trace and write.

.....  
n n n  
.....  
.....



**Goal 09** CD2 10 **Food: Talk Time**

I can act out the talks about food with a partner.

I listened to CD10        days this week.

date \_\_\_\_ / \_\_\_\_ / \_\_\_\_ signature \_\_\_\_\_

**1** Listen, point, and practice. Trace.

Do you like pizza?



Yes, I like pizza.

Do you like macaroni?



No, I don't like macaroni.

**2** Trace and write.

Tracing practice lines with three circles (two solid, one dashed) on the top line.



**Goal 10** CD2 11 **Food: Talk Time**

I can say two foods that I like.

I listened to CD11        days this week.

date \_\_\_\_ / \_\_\_\_ / \_\_\_\_ signature \_\_\_\_\_

**1** Listen, point, and practice. Trace.



**2** Trace and write.



**Goal 11** CD2 12 **Food: Rhythms and Sounds**

I can chant the *Cookie Jar Chant* using good rhythm.

I listened to CD12        days this week.

date \_\_\_\_ / \_\_\_\_ / \_\_\_\_ signature \_\_\_\_\_

**1** Listen and chant. Trace.

Who took the cookies  
from the cookie jar?

**Safroot** took the **cookies** from the **cookie jar**.

Who me?

Yes, you!

Not me!

Then **who** took the **cookies**

from the **cookie jar**?



**2** Trace and write.





## Goal 12 CD2 13 Food: Rhythms and Sounds

I can say "Who took the cookies from the cookie jar?" three times really fast.

I listened to CD13        days this week.

date \_\_\_\_ / \_\_\_\_ / \_\_\_\_ signature \_\_\_\_\_

### 1 Listen and practice. Trace.

Who took the cookies from the cookie jar?

Who took the cookies from the cookie jar?  
Who took the cookies from the cookie jar?  
Who took the cookies from the cookie jar?



No cookies!



### 2 Trace and write.

r r r

**Goal 13** CD2 14 **Food: Words**

I can point to and say five kinds of food.

I listened to CD14        days this week.

date \_\_\_\_ / \_\_\_\_ / \_\_\_\_ signature \_\_\_\_\_

**1** Listen, point, and practice. Trace.

orange  
pizza  
soup  
kabsa  
apple



salad, rice, apricot, sandwich, carrot

**2** Trace and write.

S S S



**Goal 14** CD2 15 **Food: Words**

I can count from one to ten and back.

I listened to CD15        days this week.

date \_\_\_\_ / \_\_\_\_ / \_\_\_\_ signature \_\_\_\_\_

**1** Listen, point, and practice. Trace.

1 2 3 4 5  
6 7 8 9 10  
10 9 8 7 6  
5 4 3 2 1



One, two, three ...

**2** Trace and write.



**Goal 15** CD2 16 **Food: Phonics**

I can make the sounds of the letters O, P, Q, and R.

I listened to CD16        days this week.

date \_\_\_\_ / \_\_\_\_ / \_\_\_\_ signature \_\_\_\_\_


**1** Listen, point, and practice. Trace.

O says o, o, octopus.

P says p, p, parrot.

Q says q, q, quilt.

R says r, r, rabbit.



**2** Trace and write.

.....  
u u u  
.....





**Goal 16** CD2 17 **Food: Phonics**

I can write the letters A to R.

I listened to CD17  days this week.

date \_\_\_\_ / \_\_\_\_ / \_\_\_\_ signature \_\_\_\_\_

- 1** Listen, point, and practice.  
Trace and copy.

A B C D E F

G H I J K L

M N O P Q R

- 2** Trace and write.

V V V

**Goal 17** CD2 18 **Animals: Talk Time**

I can act out the talks about pets with a partner.

I listened to CD18  days this week.

date \_\_\_\_ / \_\_\_\_ / \_\_\_\_ signature \_\_\_\_\_

**1** Listen and practice. Trace.

Do you have a pet?

Yes, I do.  
I have a turtle.

Do you have a pet?

Do you have  
a pet?

No, I don't.

**2** Trace and write.

W W W



## Goal 18 CD2 19 Animals: Talk Time


I can count from 11 to 20.

I listened to CD19  days this week.

date \_\_\_\_ / \_\_\_\_ / \_\_\_\_ signature \_\_\_\_\_

### 1 Listen and practice. Trace.

11 12 13 14 15  
16 17 18 19 20



### 2 Trace and write.

.....  
.....  
.....

X X X

.....  
.....

**Goal 19** CD2 20 **Animals: Rhythms and Sounds**

I can chant the *PACO* chant by myself using good rhythm.

I listened to CD20         days this week.

date \_\_\_\_ / \_\_\_\_ / \_\_\_\_ signature \_\_\_\_\_

**1** Listen and chant. Trace.

There was a farmer  
who had a horse,  
And Paco was  
his name-oh!

**P-A-C-O, P-A-C-O, P-A-C-O,**  
**And Paco was his name-oh!**



**2** Trace and write.





**Goal 20** CD2 21 **Animals: Numbers**

I can count from 11 to 20 and back.

I listened to CD21        days this week.

date \_\_\_\_ / \_\_\_\_ / \_\_\_\_ signature \_\_\_\_\_

**1** Listen, point, and count. Trace.

11 12 13 14 15

16 17 18 19 20

20 19 18 17 16

15 14 13 12 11

11 horses, 12 horses, 13 horses, 14 ...



**Goal 21** CD2 22 **Animals: Words**

I can say the names of three animals.

I listened to CD22  days this week.

date \_\_\_\_ / \_\_\_\_ / \_\_\_\_ signature \_\_\_\_\_

**1** Listen, point, and practice. Trace.

fish, mouse, cat



sheep, chicken, horse

**2** Trace and write.





## Goal 22 CD2 23 Animals: Words

I can make the sounds of three animals.

I listened to CD23  days this week.

date \_\_\_\_ / \_\_\_\_ / \_\_\_\_ signature \_\_\_\_\_

### 1 Listen, point, and practice. Trace.

Moo!  
Moo!



Neigh! Neigh!



Tweet!  
Tweet!



Cluck!  
Cluck!

Baa! Baa!



### 2 Trace and write.

Cc Dd

**Goal 23** CD2 24 **Animals: Phonics**


I can make the sounds of the letters S, T, U, and V.

I listened to CD24        days this week.

date \_\_\_\_ / \_\_\_\_ / \_\_\_\_ signature \_\_\_\_\_

**1** Listen, point, and practice. Trace.

S says s, s, sun.  
T says t, t, tiger.  
U says u, u, umbrella.  
V says v, v, vase.



**2** Trace and write.







**Goal 24** CD2 25 **Animals: Phonics**

I can count from 20 to 30 and back.

I listened to CD25        days this week.

date \_\_\_\_ / \_\_\_\_ / \_\_\_\_ signature \_\_\_\_\_

**1** Listen, point, and chant. Trace.

20 21 22 23

24 25 26 27

28 29 30

20 marbles, 21 marbles,  
22 marbles, 23 ...

30 29 28 27

26 25 24 23

22 21 20



**Goal 25** CD2 26 **Days and Weather: Talk Time**

I can act out the "What day do you like?" talk with a partner.

I listened to CD26        days this week.

date \_\_\_\_ / \_\_\_\_ / \_\_\_\_ signature \_\_\_\_\_

**1** Listen and practice. Trace.

What day do you like?



I like Friday.  
How about you?

I like Saturday.

I like Thursday! ...



... I like Thursday!

**2** Trace and write.

I like Saturday.



## Goal 26 CD2 27 Days and Weather: Talk Time

I can say what day of the week I like.

I listened to CD27        days this week.


date \_\_\_\_ / \_\_\_\_ / \_\_\_\_ signature \_\_\_\_\_

1 Listen, point, and practice. Trace.

I like Saturday  
and Sunday.



I like Monday  
and Tuesday.



2 Trace and write.





**Goal 27**  **Days and Weather: Rhythms and Sounds**

I can chant the *Days of the Week* chant by myself.

I listened to CD28        days this week.

date \_\_\_\_ / \_\_\_\_ / \_\_\_\_ signature \_\_\_\_\_

**1** Listen and chant. Trace.

Sunday, Monday,

Tuesday, Wednesday,

Thursday,

Thursday, Friday,

Saturday,

Sunday comes again.

**2** Trace and write.

M m N n



## Goal 28 CD2 29 Days and Weather: Rhythms and Sounds


I can say the days of the week from Sunday to Saturday with good pronunciation.

I listened to CD29  days this week.

date \_\_\_\_ / \_\_\_\_ / \_\_\_\_ signature \_\_\_\_\_

### 1 Listen, point, and practice. Trace.

Sunday, Monday,  
Tuesday, Wednesday,  
Thursday, Friday,  
Saturday



### 2 Trace and write.



**Goal 29** CD2 30 **Days and Weather: Words**

I can say three sentences about weather.

I listened to CD30        days this week.

date \_\_\_\_ / \_\_\_\_ / \_\_\_\_ signature \_\_\_\_\_

**1** Listen, point, and practice. Trace.



It's rainy today.



It's windy today.



It's rainy today.

It's sunny today.



**2** Trace and write.





### Goal 30 CD2 31 Days and Weather: Words

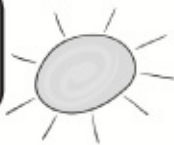
I can say what the weather is like today.

I listened to CD31  days this week.

date \_\_\_\_ / \_\_\_\_ / \_\_\_\_ signature \_\_\_\_\_

1 Listen, practice, and say. Trace.

It's sunny today.



It's sunny and windy today.

Write the weather today.

It's \_\_\_\_\_ today.

2 Trace and write.



**Goal 31** CD2 32 **Days and Weather: Phonics**


I can make the sounds of the letters W, X, Y, and Z.

I listened to CD32        days this week.

date \_\_\_\_ / \_\_\_\_ / \_\_\_\_ signature \_\_\_\_\_

**1** Listen, point, and practice. Trace.

W says w, w, wolf.  
X says x, x, fox.  
Y says y, y, yard.  
Z says z, z, zebra.



W, w, w, w, w, w, w,  
wwwwwooo!



**2** Trace and write.







**Goal 32** CD2 33 **Days and Weather: Numbers**

I can count from 10 to 100 in tens.

I listened to CD33  days this week.

date \_\_\_\_ / \_\_\_\_ / \_\_\_\_ signature \_\_\_\_\_

**1** Listen, point, and practice. Trace.

10      20      30      40

50      60      70      80

90      100

10 eggs, 20 eggs, 30 eggs, 40 ...



# Unit 1 Listening, Tracing, and Writing

## Worksheet 1: a b c d e



1 Listen, trace the first letter, and write it on the line.

1. a b c d e

\_\_\_\_\_

\_\_\_\_\_ a \_\_\_\_\_

\_\_\_\_\_

2. a b c d e

\_\_\_\_\_

\_\_\_\_\_ \_\_\_\_\_

\_\_\_\_\_

3. a b c d e

\_\_\_\_\_

\_\_\_\_\_ \_\_\_\_\_

\_\_\_\_\_

4. a b c d e

\_\_\_\_\_

\_\_\_\_\_ \_\_\_\_\_

\_\_\_\_\_

5. a b c d e

\_\_\_\_\_

\_\_\_\_\_ \_\_\_\_\_

\_\_\_\_\_

6. a b c d e

\_\_\_\_\_

\_\_\_\_\_ \_\_\_\_\_

\_\_\_\_\_



2 Listen and write the first letter.

1. \_\_\_\_\_

\_\_\_\_\_

\_\_\_\_\_

2. \_\_\_\_\_

\_\_\_\_\_

\_\_\_\_\_

3. \_\_\_\_\_

\_\_\_\_\_

\_\_\_\_\_

4. \_\_\_\_\_

\_\_\_\_\_

\_\_\_\_\_

5. \_\_\_\_\_

\_\_\_\_\_

\_\_\_\_\_

6. \_\_\_\_\_

\_\_\_\_\_

\_\_\_\_\_

apple



bear



cow



duck



egg



## Worksheet 2: f g h i j



1 Listen, trace the first letter, and write it on the line.

1. f g h i j

-----  
-----  
\_\_\_\_\_

2. f g h i j

-----  
-----  
\_\_\_\_\_

3. f g h i j

-----  
-----  
\_\_\_\_\_

4. f g h i j

-----  
-----  
\_\_\_\_\_

5. f g h i j

-----  
-----  
\_\_\_\_\_

6. f g h i j

-----  
-----  
\_\_\_\_\_



2 Listen and write the first letter.

1. \_\_\_\_\_  
-----  
-----

2. \_\_\_\_\_  
-----  
-----

3. \_\_\_\_\_  
-----  
-----

4. \_\_\_\_\_  
-----  
-----

5. \_\_\_\_\_  
-----  
-----

6. \_\_\_\_\_  
-----  
-----



# Worksheet 3: k l m n o



1 Listen, trace the first letter, and write it on the line.

1. k l m n o

.....  
.....  
\_\_\_\_\_

2. k l m n o

.....  
.....  
\_\_\_\_\_

3. k l m n o

.....  
.....  
\_\_\_\_\_

4. k l m n o

.....  
.....  
\_\_\_\_\_

5. k l m n o

.....  
.....  
\_\_\_\_\_

6. k l m n o

.....  
.....  
\_\_\_\_\_



2 Listen and write the first letter.

1. \_\_\_\_\_

.....  
.....  
\_\_\_\_\_

2. \_\_\_\_\_

.....  
.....  
\_\_\_\_\_

3. \_\_\_\_\_

.....  
.....  
\_\_\_\_\_

4. \_\_\_\_\_

.....  
.....  
\_\_\_\_\_

5. \_\_\_\_\_

.....  
.....  
\_\_\_\_\_

6. \_\_\_\_\_

.....  
.....  
\_\_\_\_\_

kiwi



lion



monkey



nest



octopus



## Worksheet 4: p q r s t



1 Listen, trace the first letter, and write it on the line.

1. p q r s t  
 \_\_\_\_\_  
 \_\_\_\_\_  
 \_\_\_\_\_

2. p q r s t  
 \_\_\_\_\_  
 \_\_\_\_\_  
 \_\_\_\_\_

3. p q r s t  
 \_\_\_\_\_  
 \_\_\_\_\_  
 \_\_\_\_\_

4. p q r s t  
 \_\_\_\_\_  
 \_\_\_\_\_  
 \_\_\_\_\_

5. p q r s t  
 \_\_\_\_\_  
 \_\_\_\_\_  
 \_\_\_\_\_

6. p q r s t  
 \_\_\_\_\_  
 \_\_\_\_\_  
 \_\_\_\_\_



2 Listen and write the first letter.

1. \_\_\_\_\_  
 \_\_\_\_\_  
 \_\_\_\_\_

2. \_\_\_\_\_  
 \_\_\_\_\_  
 \_\_\_\_\_

3. \_\_\_\_\_  
 \_\_\_\_\_  
 \_\_\_\_\_

4. \_\_\_\_\_  
 \_\_\_\_\_  
 \_\_\_\_\_

5. \_\_\_\_\_  
 \_\_\_\_\_  
 \_\_\_\_\_

6. \_\_\_\_\_  
 \_\_\_\_\_  
 \_\_\_\_\_

pen



quilt



rabbit



sun



tiger



# Worksheet 5: u v w x y z



1 Listen, trace the letter, and write it on the line.

1. u v w x y z

.....  
.....  
\_\_\_\_\_

2. u v w x y z

.....  
.....  
\_\_\_\_\_

3. u v w x y z

.....  
.....  
\_\_\_\_\_

4. u v w x y z

.....  
.....  
\_\_\_\_\_

5. u v w x y z

.....  
.....  
\_\_\_\_\_

6. u v w x y z

.....  
.....  
\_\_\_\_\_



2 Listen and write the letter.

1. ....  
.....  
\_\_\_\_\_

2. ....  
.....  
\_\_\_\_\_

3. ....  
.....  
\_\_\_\_\_

4. ....  
.....  
\_\_\_\_\_

5. ....  
.....  
\_\_\_\_\_

6. ....  
.....  
\_\_\_\_\_

umbrella



vase



wolf



fox



yard



zebra



## Worksheet 6: a to z



1 Listen, trace the first letter, and write it on the line.

1. a b c d e

.....  
 .....  
 \_\_\_\_\_  
 .....

2. f g h i j

.....  
 .....  
 \_\_\_\_\_  
 .....

3. k l m n o

.....  
 .....  
 \_\_\_\_\_  
 .....

4. p q r s t

.....  
 .....  
 \_\_\_\_\_  
 .....

5. u v w x y z

.....  
 .....  
 \_\_\_\_\_  
 .....



2 Listen and write the first letter.

1. \_\_\_\_\_ 2. \_\_\_\_\_ 3. \_\_\_\_\_ 4. \_\_\_\_\_ 5. \_\_\_\_\_  
 .....  
 .....

6. \_\_\_\_\_ 7. \_\_\_\_\_ 8. \_\_\_\_\_ 9. \_\_\_\_\_ 10. \_\_\_\_\_  
 .....  
 .....

# Unit 2 Food, Feelings, and Things

## Alphabet Jingle

- CB9 14 ① Listen and say.  
CB9 15 ② Point and say.  
CB9 16 ③ Say the key words.

apple



banana



carrot



quince



rice



salad



pineapple



zucchini



lunch box



orange



yogurt



melon



nuts





doughnut



egg



fish



gum



tomato



bun



honey



vegetables



ice cream



watermelon



lemon



kiwi



jam



A is for apple.

B is for banana.

Activity 1: Say the jingle together.

Activity 2: Close the book. Follow the lead of the teacher or your partner.



# Words with b, p

0  
CBS 17

1 Listen, point, and say.



**b**  
bear



**p**  
pear

0  
CBS 18

2 Listen to the sound, check ✓, and write. Then draw a line to the right picture.

1. b  p  b ag
2. b  p  \_\_\_uzzle
3. b  p  \_\_\_ed
4. b  p  \_\_\_uppet
5. b  p  \_\_\_all



0  
CBS 19

3 Listen, point, and say.



**-b**  
tub



**-p**  
top

0  
CBS 20

4 Listen to the sound, check ✓, and write. Then draw a line to the right picture.

1. b  p  clap
2. b  p  cu\_\_\_
3. b  p  cra\_\_\_
4. b  p  cu\_\_\_
5. b  p  Ro\_\_\_



# What's this? / that? It's a / an ...



1 Listen, point, and say. Then practice the talk in pairs.



2 Match. Draw a line from a picture to a word and write a or an.

- notebook
- pen
- orange
- book
- pencil


**Grammar Toolbox**

This is **an** apple.

That's **a** desk.

# Are you happy?


 1 Listen, point, and say. Then practice in pairs.



 2 Listen and match. Then write. Use *He*, *She*, or *They*.



angry hungry thirsty scared sad happy



3 Answer the questions. Use *I*, *we*, *he*, or *she*.

1. Are you and your friend hungry? Yes, we are. OR No, we aren't.
2. Is your friend thirsty? \_\_\_\_\_
3. Are you happy? \_\_\_\_\_

## Is Ken happy?



1 Look, read, and complete. Then listen.

chair ring sock white That sock This sheep



1. This is my \_\_\_\_\_.

It's red and white.



2. \_\_\_\_\_ is my \_\_\_\_\_, too.

It's on my bed.



3. The \_\_\_\_\_ is on

the \_\_\_\_\_.



4. The \_\_\_\_\_ is in

the \_\_\_\_\_ box.



2 Read and listen. Then answer the questions.

### Ken's Diary

I'm happy today! My friend, Steve, is here for the day!

We have many toys and games to play!

We are in my room. My new laptop is on the desk. All

our computer games are on the desk too! Let's play!



Are you happy today?


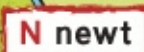


Where are you?

# Unit 3 Animals, Words, and Story Time

## Alphabet Jingle

- CB3 26 ① Listen and say.  
CB3 27 ② Point and say.  
CB3 28 ③ Say the key words.





What animal name starts with p?

It's a panda!



Activity 1: Listen to the sound and say the name.  
Activity 2: Practice in pairs. Match the sound and the animal name. Take turns. Repeat five times.



# Words with sh, s



1 Listen, point, and say.



shop



ship



fish



sit



2 Listen to the sound and draw a line to the correct letter. Then unscramble the letters and write the words.

1.  2. 

3.  4. 

5.  6. 

7.  8. 

sh      s

1. sfih      2. ksosc      3. dasla      4. tirsh  
 \_\_\_\_\_  
 fish

5. esohs      6. uns      7. ephes      8. ktsir  
 \_\_\_\_\_



# Words with ch, sh

CD 32 1 Listen, point, and say.



chicken




lunch



sheep

CD 33 2 Listen and circle the word. Then match with a picture.

- chicken children chosen shaken
- lamp lunch ranch launch
- chip jeep sheep shop
- cheese cheap check chick
- shop ship soap chip



CD 34 3 Read and match. Then listen and check.

- A sheep is on the ship.
- I like chocolate.
- I like fish for lunch.
- A ship is on the fish!




# Words with a\_e, i\_e Long Vowels and Clever \_e

**1** Listen, point, and say. Then write *a* or *a\_e*.



**2** Listen, point, and say. Then write *i* or *i\_e*.




**3** Listen to the sound and circle the right word. Then match with a picture.

- |          |      |      |
|----------|------|------|
| 1. white | whit | what |
| 2. hate  | hat  | that |
| 3. save  | van  | vase |
| 4. nice  | ring | rice |



# Story Time 1

CD3 38 ① Listen and read along. Then read and answer the questions.



② Answer the questions.

1. How old is Ken? He's \_\_\_\_\_.
2. Are Ken and Tim friends? \_\_\_\_\_

③ Write the questions again. Begin with a CAPITAL letter and end with a question mark (?). Then answer.

1. what's your name  
 What's \_\_\_\_\_ My \_\_\_\_\_.
2. how old are you  
 \_\_\_\_\_

# Unit 4 Words, Sentences, and Story Time

## Words with voiced and voiceless th



1 Listen, point, and say.



2 Listen and circle VS for Voiced or VL for Voiceless. Then listen, read, and say.

1.  think VS / <input type="radio"/> VL	5.  that VS / VL
2.  math VS / VL	6.  these VS / VL
3.  they VS / VL	7.  bath VS / VL
4.  thirteen VS / VL	8.  mouth VS / VL

3 Look at the picture, find the words, and write the sentence. Begin with a CAPITAL letter and end with a full stop (.).

1. these are watches

These \_\_\_\_\_

2. the boys are happy

\_\_\_\_\_



## Words with th, t, and th, d

CB9 41 ① Listen, point, and say.



bath



bat



they



day

CB9 42 ② Look at the pictures and write *th*, *t*, or *d*. Then listen, check, and say.

1.		sa_d
2.	<b>3</b>	___ree
3.		ba___
4.		___ree

5.		mou___
6.	$\begin{array}{r} 29 \\ -17 \\ \hline \end{array}$	ma___
7.		Ma___
8.		___ey

③ Circle the words and write the sentence. Begin with a CAPITAL letter and end with a full stop (.).

1. matishappy

Mat \_\_\_\_\_



2. helikesmath

\_\_\_\_\_



# Words with v, f

1 Listen, point, and say. Then write v or f.



van



fan



\_\_ase



\_\_ace

2 Listen and circle the word. Then match with a picture.

- |             |          |            |            |
|-------------|----------|------------|------------|
| 1. five     | fine     | fire       | file       |
| 2. fax      | fox      | four       | fat        |
| 3. vat      | ran      | man        | van        |
| 4. wish     | fish     | fin        | fine       |
| 5. football | footbath | basketball | volleyball |
| 6. face     | raise    | vase       | save       |



3 Find and write the words.



- |          |           |           |           |
|----------|-----------|-----------|-----------|
| 1. five  | 2. _____  | 3. _____  | 4. _____  |
| 5. _____ | 6. _____  | 7. _____  | 8. _____  |
| 9. _____ | 10. _____ | 11. _____ | 12. _____ |

## Words with o\_e and u\_e Long Vowels and Clever \_e

CB3 45 1 Listen, point, and say.



top



rope




cub



cube

CB3 46 2 Listen to the sound and circle the right word. Then match with a picture.

1. rope    pore    nope
2. role    rose    rise
3. tube    tub    but
4. cut    cute    tut
5. nose    soon    pose
6. cub    tube    cube



3 Find and write the words.

rose plate five cut cube like top price rope tube nose pin

1. rose    2. \_\_\_\_\_    3. \_\_\_\_\_    4. \_\_\_\_\_
5. \_\_\_\_\_    6. \_\_\_\_\_    7. \_\_\_\_\_    8. \_\_\_\_\_
9. \_\_\_\_\_    10. \_\_\_\_\_    11. \_\_\_\_\_    12. \_\_\_\_\_

# Are these your sandals? – These/Those



1 Listen, point, and say. Then practice the talk in pairs.

<p>Are these your sandals?</p>		<p>No, they're not. My sandals are blue.</p>
<p>Are those your shoes?</p>		<p>Yes, they are. They're my new shoes.</p>

2 Match clothes and colors. Write sentences with *These/Those*.

	<p>white 1. _____</p>
	<p>red 2. _____</p>
	<p>green 3. _____</p>
	<p>blue 4. <i>These skirts are blue.</i></p>
	<p>brown 5. _____</p>
	<p>blue 6. _____</p>



## Story Time 2

CB3 48

- 1 Listen and read along. Then look at the picture, read, and point.

Today, Ken and Tim the parrot are in the forest. They see a small house.

Tim is in the house. He is not scared but Ken is a little scared.

"Hello!" says Ken.

"Hello!" says Tim, "Come in!"

There is a red box on the table.

There is a pink net under the table. Then they hear a noise.

What can it be?

What do you think?



CB3 49

- 2 Listen and write a ? (question mark) or a (.) full stop. Then read and match questions and answers.

1. Is Tim in the house  ?
2. The red box is on the table
3. Where is the pink net
4. Yes, he is
5. Where is the red box
6. The pink net is under the table