

KSA - Edition
**Smart
Class 2**

English Language
Elementary Stage
Fourth Elementary Grade
Second Semester

اللغة الإنجليزية
المرحلة الابتدائية
الصف الرابع الابتدائي
الفصل الدراسي الثاني

كتاب الطالب

Student's Book

كتاب التمارين
including Workbook

KSA - Edition

Smart Class 2

H. Q. Mitchell - Marileni Malkogianni

English Language

Elementary Stage

Fourth Elementary Grade

Second Semester

اللغة الإنجليزية

المرحلة الابتدائية

الصف الرابع الابتدائي

الفصل الدراسي الثاني

كتاب الطالب

Student's Book

**كتاب التمارين
including Workbook**



Published by



إم إم للنشر

طبعة ١٤٣٧/١٤٣٨ هـ

Edition 2016/2017

Track list for Student's CD/CD-ROM

Track	Module	Activity	Track	Module	Activity
1	Titles		48	3 Phonics cat - fin	1. Listen and say
2	1 Phonics pencil - book	1. Listen and say	49	3 Phonics cat - fin	2. Listen and chant (1)
3	1 Phonics pencil - book	2. Listen and chant	50	3 Phonics cat - fin	2. Listen and chant (2)
4	1 Phonics pencil - book (Workbook)	1. Listen, say and match	51	3 Phonics cat - fin (Workbook)	1. Listen, say and match
5	1 Phonics pencil - book (Workbook)	3. Listen, say and write	52	3 Phonics cat - fin (Workbook)	2. Listen and number
6	1 A chant	Vocabulary	53	3 Phonics cat - fin (Workbook)	3. Listen, say and write
7	1 A chant	1. Listen and say	54	3 A chant	Vocabulary
8	1 Smart kids	Vocabulary	55	3 A chant	1. Listen and match
9	1 Smart kids	1. Look and listen	56	3 A chant (Workbook)	2. Listen and number
10	1 Smart kids (Workbook)	1. Listen and number	57	3 Smart kids	Vocabulary
11	1 Comic	Vocabulary	58	3 Smart kids	1. Look and listen
12	1 Comic	1. Look and listen	59	3 Comic	Vocabulary
13	1 Let's play	Vocabulary	60	3 Comic	1. Look and listen
14	1 Let's play	1. Look and listen	61	3 Let's play	1. Look and listen
15	1 Let's play (Workbook)	1. Listen and tick	62	3 Let's play (Workbook)	1. Listen and tick
16	1 Phonics fish - van	1. Listen and say	63	3 Phonics red - fox	1. Listen and say
17	1 Phonics fish - van	2. Listen and chant	64	3 Phonics red - fox	2. Listen and chant (1)
18	1 Phonics fish - van (Workbook)	1. Listen, say and match	65	3 Phonics red - fox	2. Listen and chant (2)
19	1 Phonics fish - van (Workbook)	3. Listen, say and write	66	3 Phonics red - fox (Workbook)	1. Listen, say and match
20	1 Story time	1. Look and listen	67	3 Phonics red - fox (Workbook)	2. Listen and number
21	1 Story time (Workbook)	1. Listen and colour	68	3 Phonics red - fox (Workbook)	3. Listen, say and write
22	1 Project (Workbook)	1. Listen, read and colour	69	3 Story time	1. Look and listen
23	1 Phonics revision	1. Listen and say	70	3 Project (Workbook)	1. Look and write
24	1 Smart Time 1	1. Look and listen	71	3 Phonics revision	1. Listen and say
25	2 Phonics chair - short	1. Listen and say	72	3 Smart Time 3	1. Look and listen
26	2 Phonics chair - short	2. Listen and chant	73	4 Phonics kite - nose	1. Listen and say
27	2 Phonics chair - short (Workbook)	1. Listen, say and match	74	4 Phonics kite - nose	2. Listen and chant (1)
28	2 Phonics chair - short (Workbook)	2. Listen and number	75	4 Phonics kite - nose	2. Listen and chant (2)
29	2 Phonics chair - short (Workbook)	3. Listen, say and write	76	4 Phonics kite - nose (Workbook)	1. Listen, say and match
30	2 A chant	Vocabulary	77	4 Phonics kite - nose (Workbook)	2. Listen and number
31	2 A chant	1. Listen and say	78	4 Phonics kite - nose (Workbook)	3. Listen, say and write
32	2 Smart kids	Vocabulary	79	4 A chant	Vocabulary
33	2 Smart kids	1. Look and listen	80	4 A chant	1. Listen and say
34	2 Comic	Vocabulary	81	4 Smart kids	Vocabulary
35	2 Comic	1. Look and listen	82	4 Smart kids	1. Look and listen
36	2 Comic (Workbook)	1. Listen and draw	83	4 Our world	Vocabulary
37	2 Let's play	1. Look and listen	84	4 Our world	1. Look and listen
38	2 Phonics thin - this	1. Listen and say	85	4 Let's play	Vocabulary
39	2 Phonics thin - this	2. Listen and chant	86	4 Let's play	1. Look and listen
40	2 Phonics thin - this (Workbook)	1. Listen, say and match	87	4 Let's play (Workbook)	2. Listen and match
41	2 Phonics thin - this (Workbook)	2. Listen and number	88	4 Phonics dates - teacher	1. Listen and say
42	2 Phonics thin - this (Workbook)	3. Listen, say and write	89	4 Phonics dates - teacher	2. Listen and chant (1)
43	2 Story time	1. Look and listen	90	4 Phonics dates - teacher	2. Listen and chant (2)
44	2 Story time (Workbook)	1. Listen and number	91	4 Phonics dates - teacher (Workbook)	1. Listen, say and match
45	2 Project (Workbook)	1. Listen and do	92	4 Phonics dates - teacher (Workbook)	2. Listen and number
46	2 Phonics revision	1. Listen and say	93	4 Phonics dates - teacher (Workbook)	3. Listen, say and write
47	2 Smart Time 2	1. Look and listen	94	4 Story time	1. Look and listen
			95	4 Phonics revision	1. Listen and say
			96	4 Smart Time 4	1. Look and listen



Contents

Student's Book

Track list for Student's CD/CD-ROM



	Phonics
1. Presents 5	pencil - book fish - van
2. Toys and games 19	chair - short thin - this
3. My body 33	cat - fin red - fox
4. Food 47	kite - nose dates - teacher
Picture Dictionary 60	
Grade Four Objectives 64	

Workbook

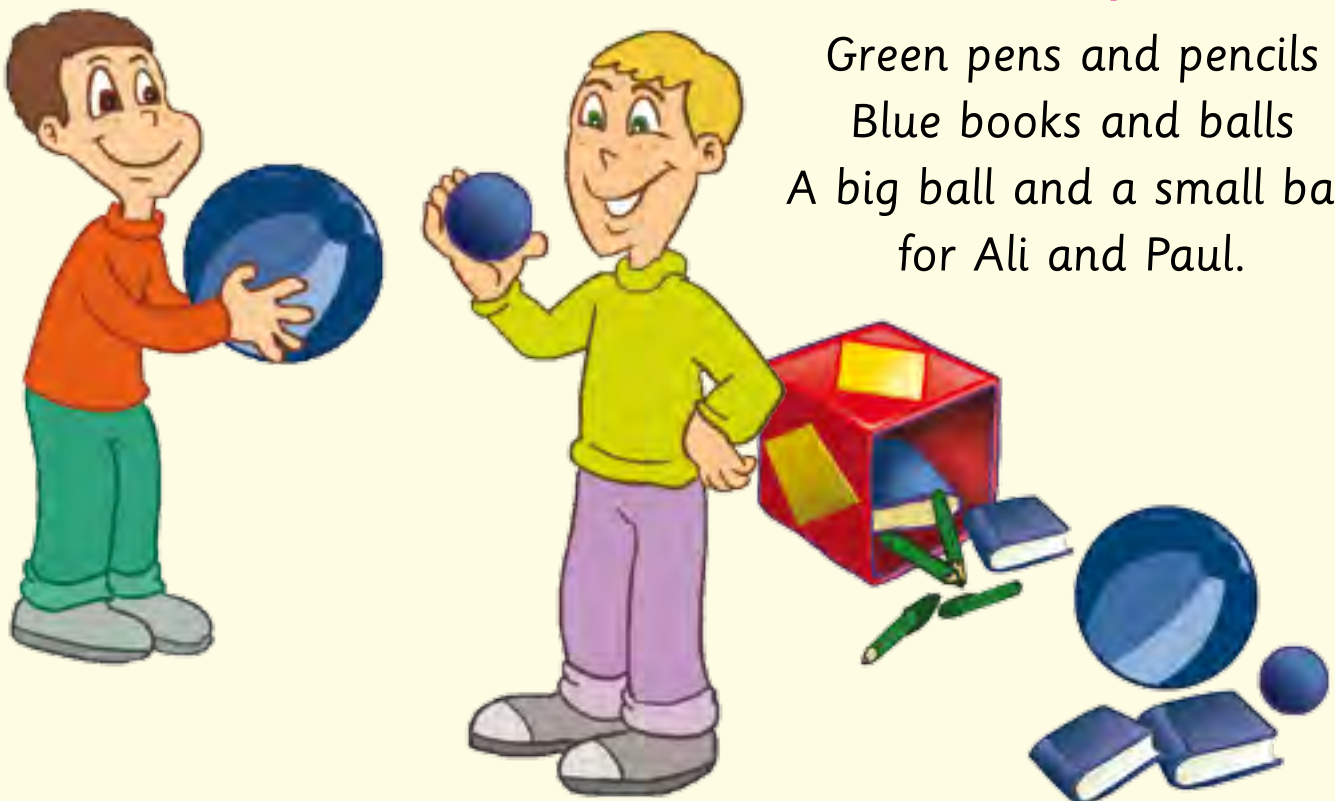
	Phonics
1. Presents 68	pencil - book fish - van
2. Toys and games 80	chair - short thin - this
3. My body 92	cat - fin red - fox
4. Food 104	kite - nose dates - teacher
Board game (modules 1-4) 114	
Cut-outs 116	

Phonics

pencil - book

1 Listen and say. 2 Listen and chant. **Pens and pencils**

Green pens and pencils
 Blue books and balls
 A big ball and a small ball
 for Ali and Paul.



Presents 1

A chant



present



doll



yo-yo



teddy bear



balloon

1 Listen and say. 

Presents

Presents, presents
How many presents?

Two dolls, four yo-yos
Three teddy bears too.
One big rabbit,
One big balloon
They are all for you.

Presents, presents
How many presents?



2 Look at activity 1. Ask and answer. 

How many dolls?

Two dolls.



Smart kids

1 Look and listen. 



shirt



shoes



hat



thobe



What are these?
They're thobes.




They're = They are



What are those?
They're hats.



2 Listen and number (1-4). 



3 Play. Use the cut-outs on page 117. 


What are these?

They're hats.



1

Comic



1 Look and listen. 

Coloured Balls




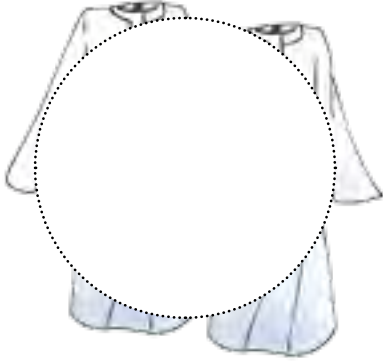


What colour are they?
They're pink.

They're = They are



2 Find and stick. Then listen and point. 



3 Look at activity 2. Ask and answer. 

What colour are they?

They're orange.

They're
balls.

Yes.



1

Let's play



jumper



dress



trousers

Are they trousers?
 Yes, they are.
 No, they aren't.

aren't = are not



dress



dresses

1 Look and listen. 



2 Look and listen. Then play. 

Are they trousers?

Yes, they are. What colour are they?

They're blue.

Phonics

fish - van

1

1 Listen and say. 



2 Listen and chant. 



Vinny the fish

Vinny the funny fish
with four vests


Vinny the funny fish
with Dan and the van.

1

Story time

Fishie's presents

1 Look and listen. 



A ball, yo-yos, dolls, lollipops,
teddy bears... They're great!



Thank you!





Revision 1

1 Listen and tick (✓). 

1.  a

 b

2.  a

 b

3.  a

 b


4.  a

 b



Project

1 Make a poster of your room.



2 Show and tell.



My trousers are blue.
My thobe is white.
My ball is yellow.

Phonics revision

1 Listen and say. 

p - b



pencil



pen



book



ball

f - v



fish



fat



van



vest

2 Listen and say. Then circle. 

1.



p

b

2.



p

b

3.



p

b

4.



f

v

5.



f

v

6.



f

v

3 Read.

Names begin with
CAPITAL letters.



e.g. ^H/~~h~~assan



^J/~~j~~ohn

Clothes

1 Look and listen. 



My abaya is black.




My hat is red. It's big!



My dress is blue, red and yellow.

2 Draw a traditional costume from your country and write.



My _____
is _____

Phonics

chair - short

1 Listen and say. 

ch



chair



teacher

sh



short



fish

2 Listen and chant. 



Teacher, teacher

Look over there!

On that chair

On that chair!

He's got fish

Big and small

They're hungry

Eat them all!

Toys and games 2



stand up



sit down



turn around



clap your hands

A chant

1 Listen and say. 

ABC Action Chant

A B C D E F G

Come and sit down with me.

H I J K L M N

Clap your hands, stand up again.

O P Q R S T U

Say a chant for me and you.

V W X Y Z

Turn around and say it again.



a



b



c



d

2 Listen and number (1-4). 

Smart kids



bike



kite



plane



car

1 Look and listen. 





I have got a kite.

I have got → I've got



You have got a kite.

You have got → You've got



We have got kites.

We have got → We've got

I haven't got a car.

haven't = have not




2 Listen and match.



3 Look and write ✓ for 'I have got' or ✗ for 'I haven't got'. Then say.

I have got a teddy bear.
I haven't got a yo-yo.






on



in



box




robot



bed

1 Look and listen. 

Where's the ball?





Where's the ball?

It's on the bed.



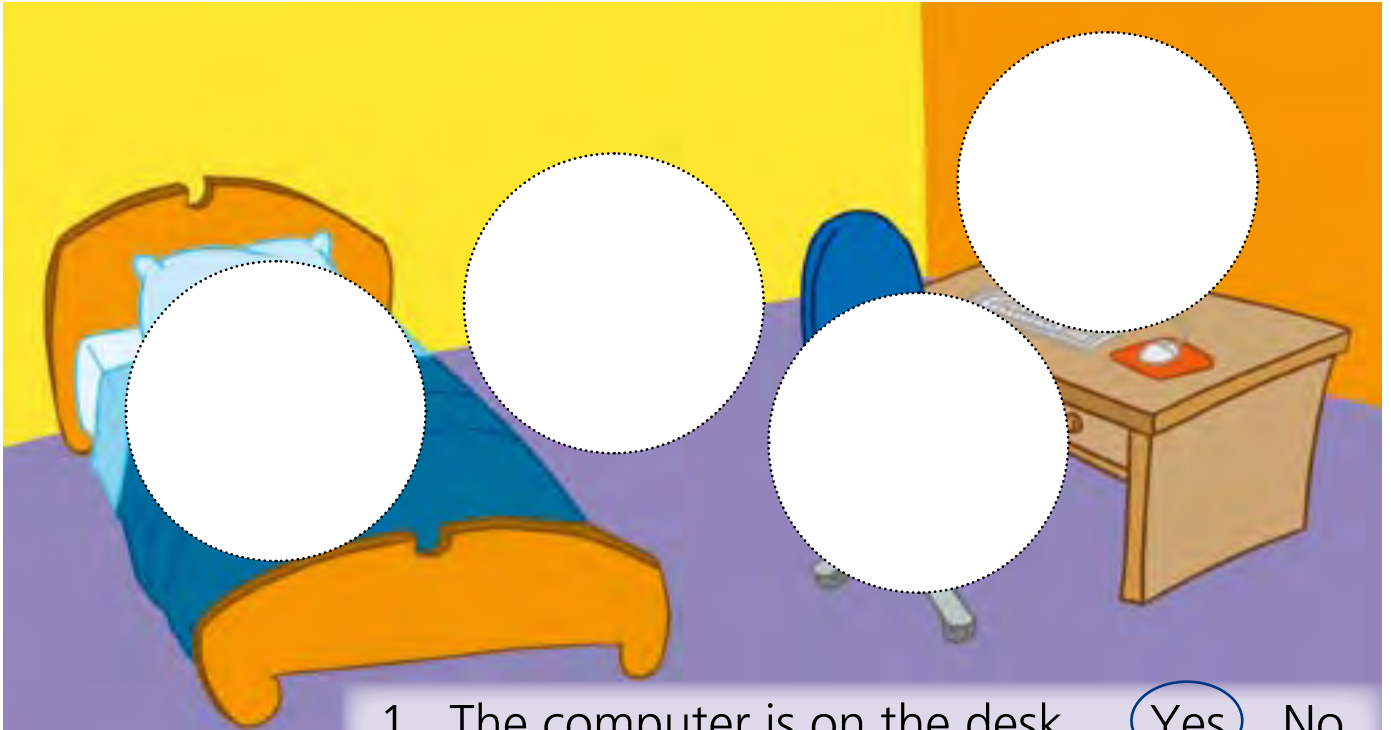
It's in the box.

Where's = Where is

It's = It is



2 Find and stick. Then read and circle.



- | | | |
|---------------------------------|--------------------------------------|--------------------------|
| 1. The computer is on the desk. | <input checked="" type="radio"/> Yes | <input type="radio"/> No |
| 2. The robot is on the bed. | <input type="radio"/> Yes | <input type="radio"/> No |
| 3. The ball is on the box. | <input type="radio"/> Yes | <input type="radio"/> No |
| 4. The book is on the chair. | <input type="radio"/> Yes | <input type="radio"/> No |

3 Play. 

Where's the computer?

It's on the desk.



Let's play

Have you got a car? $\left\{ \begin{array}{l} \text{Yes, I have.} \\ \text{No, I haven't.} \end{array} \right.$

haven't = have not

1 Look and listen. 



2 Look and listen. Then play. Use the cut-outs on page 119. 

Have you got a car?

Have you got a ball?

Thanks!

No, I haven't.

Yes, I have.

Phonics

thin - this

2

1 Listen and say. 

th



th



2 Listen and chant. 





My family

This is my mother
And that's my father.
This is my sister
And that's my thin brother.

2 Story time

TOY ROBOT

1 Look and listen. 






Robot, turn around.



3

Robot, stop! Stop!
Oh no!

Ha ha ha!



4



Revision 2

1 Listen and tick (✓). 



a



b



a



b



a



b



a



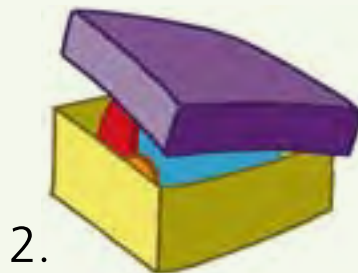
b

2 Look and write.

on in



The robot is _____
the chair.



The ball is _____
the box.



The plane is _____
the bed.



Project

1 Make a toy poster.



2 Show and tell.

I've got a teddy bear and a plane.



I've got a car and a robot.



Phonics revision

1 Listen and say. 

ch - sh



chair



teacher



short



fish

th - th



thin

13

thirteen



this



that

2 Listen and say. Then circle. 

1.



ch sh

2.



ch sh

3.



ch sh

4.



ch th

5.



th sh

6.

13

th ch

3 Read.

Hello! I'm Salim and I'm 9 years old.


I is always written with
a **CAPITAL letter**.




Toys


1 Look and listen. 


Toyland is a toy shop. Look at the toys in Toyland.





Where can you find these toys? Write (-1)-(4).


 a

 b

 c



 d

 e

 f

Phonics

cat - fin

1 Listen and say. 2 Listen and chant. 

What colour is it?

What's that? What's that?

It's Pat, the fat cat.

What colour is the hat?

It's black! It's black!

Mr Fish

I'm not small


I'm a big fish

I'm not fat

I'm a thin fish

I have got a fin

A big blue fin!



My body 3

A chant



touch



ears



eyes



nose



mouth

1 Listen and match. Then say and do. 



Buzz says



c.



a.

Buzz says,
Touch your mouth, your mouth
Touch your mouth.

Buzz says,
Don't touch your nose, your nose
Don't touch your nose.



b.

Buzz says,
Touch your ears, your ears
Touch your ears.



d.

Buzz says,
Don't touch your eyes, your eyes
Don't touch your eyes.



Touch
your
mouth.



Don't touch
your eyes.

Smart kids



head



arms



legs




hands



long

1 Look and listen. 

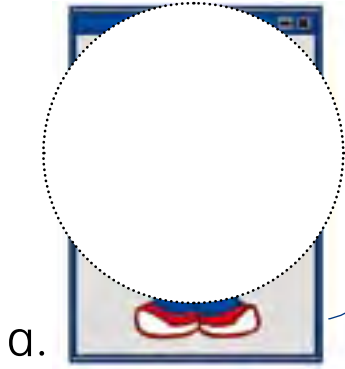


He has got long legs.
She has got long arms.
It has got a big mouth.

He has got → He's got
She has got → She's got
It has got → It's got

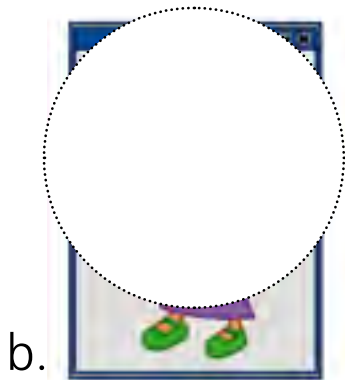
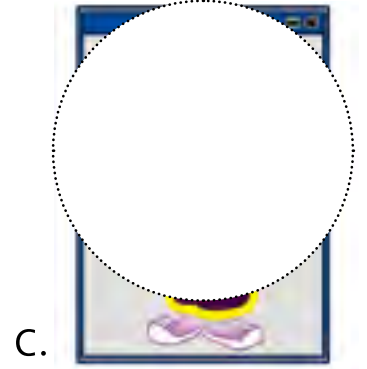


2 Find and stick. Then listen and match. 



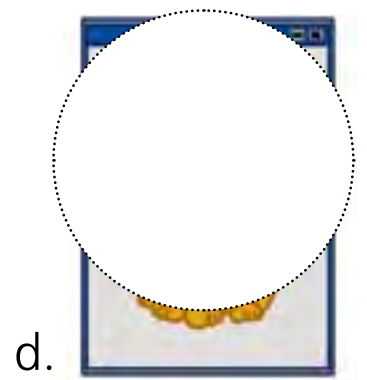
1. He has got a big head.

2. It has got a small head.



3. He has got long legs.

4. She has got short arms.



3 Draw and say. 



Mark has got long arms.



Omar has got short legs.

Comic



fingers



toes



teeth



feet



tail

1 Look and listen. 

My new pet!



He hasn't got big feet.
She hasn't got long fingers.
It hasn't got a tail.

hasn't got = has not got



2 Listen and circle. 



bird



cat



Reema



Fatima



Tom



Dan



cat



rabbit

3 Look at activity 2 and say. 

It has got four feet. It hasn't got a long tail.

It's a rabbit.



Let's play

Has it got a long tail?
Yes, it has. No, it hasn't.

hasn't = has not

1 Look and listen.



2 Look and listen. Then play.



Has it got a long tail?

Is it a cat?

Yes, it has.

Yes.

Phonics

red - fox

3

1 Listen and say. 

e



o



2 Listen and chant. 



Look at Jen

Look at Jen
It has got two legs.
Look at Jen
It has got ten eggs!

Bob the fox



Bob the fox
Is on the box
Bob the fox
Is in the box
Oh, no! Oh, no!



3 Story time

1 Look and listen. 

Big Mouth






Look! It has got eight legs!

It hasn't got a mouth.

Stop that.



It has got a mouth.

3

I have got a big mouth.

Ah!

Ah!






4



Revision 3

1 Listen and tick (✓). 





Project

- 1 **Make animals.**
Use the cut-outs on page 121.



- 2 **Show and tell.**

It has got a long tail.



It has got long ears.



Phonics revision

1 Listen and say. 

a - i



cat



hat



fin



fish

e - o



red



egg



fox



box

2 Listen and say. Then circle. 

1.



a i

2.



a i

3.



a i

4.



e o

5.



e o

6.



e o

3 Read.



~~T~~ they're pencils.

All sentences start with a **CAPITAL letter** and finish with a **full stop(.)**.

Animals

1 Look and listen. 

Camel

It's brown. It has got a long neck and long legs. It has got small ears, too.




Crocodile

It's green. It has got short legs. It has got a long tail and a big mouth, too!



2 Draw and write about an animal.



It's _____

It has got _____

4

Phonics


kite - nose

1 Listen and say. 

i



o



2 Listen and chant. 

Nine kites!

I have got a bike
A red and blue bike
But wow, look!
He has got nine kites!

Funny fox!

Look at the fox
It's got a big nose
A rose is on its nose
A rose is on its nose!



Food 4

A chant



bananas



grapes



dates



strawberries



oranges

1 Listen and say.

Yummy, yummy

Yummy, yummy, yummy
I've got fruit in my tummy
I like apples and bananas, too.



Yummy, yummy, yummy
I've got fruit in my tummy
I like oranges, how about you?



Yummy, yummy, yummy
I've got fruit in my tummy
I like grapes and dates, too.



Yummy, yummy, yummy
I've got fruit in my tummy
I like strawberries, how about you?




2 Listen and circle.

1.  
grapes strawberries

3.  
oranges dates

2.  
apples bananas

4.  
strawberries dates

Smart kids



carrots



rice



eggs



beans

1 Look and listen. 



Oh no! I don't like beans and I don't like carrots.

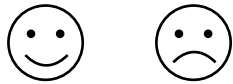



Do you like rice? — Yes, I do.
 — No, I don't.
 I don't like beans.

don't = do not



2 Listen and circle.



3 Look and write ✓ for 'I like' or ✗ for 'I don't like.' Then ask and answer.

Do you like carrots?



Yes, I do.

A collection of food items on a blue background, each with a small white box below it for a response:

-
-
-
-
-
-
-
-

4

Our world

1 Look and listen. 

pizza



ice cream



pasta



WHAT'S YOUR FAVOURITE FOOD?



- I'm Tom.
- I like pizza.
- It's my favourite food.



- I'm Salim.
- I like ice cream.
- It's my favourite food.



- I'm Alex.
- I like pasta.
- It's my favourite food.



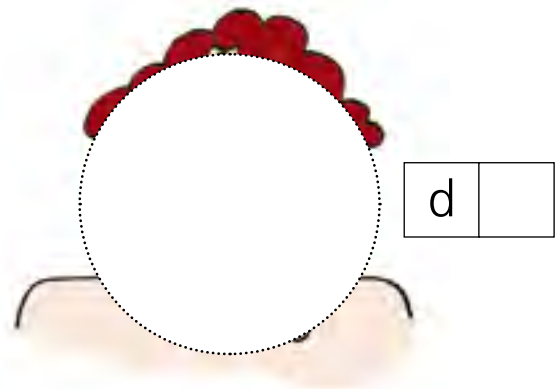
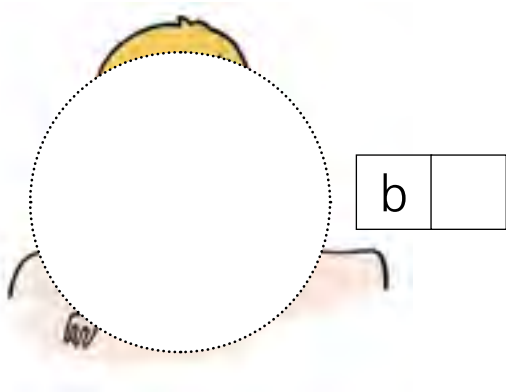
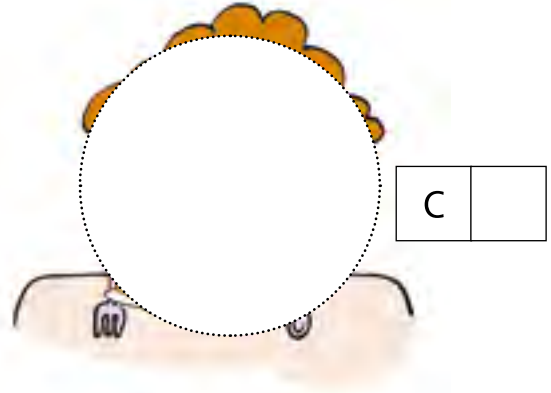
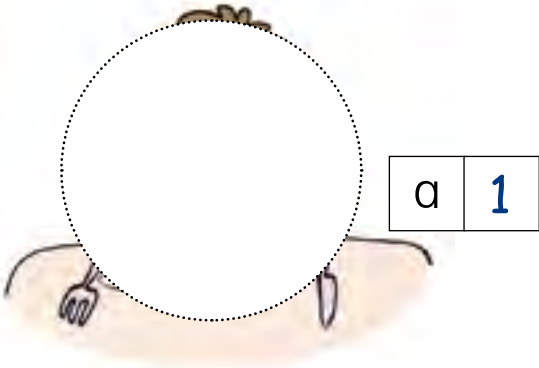
- I'm Saud.
- I like rice.
- It's my favourite food.

What's your favourite food?
Pasta.

What's = What is



2 Find and stick. Then listen and number (1-4). 



3 Draw. Then show and say. 

What's your favourite food?



Pasta.



4

Let's play

16

17

18

19

20

sixteen seventeen eighteen nineteen twenty

30

40

50

60

70

80

90

100

thirty forty fifty sixty seventy eighty ninety a hundred

1 Look and listen. 



2 Look and listen. Then play. 



Phonics

dates - teacher

1 Listen and say. 

a



dates



grapes

ea



teacher



read

2 Listen and chant. **Dave**

Look, it's Dave!
He has got grapes
And a lot of dates.

**Teacher!**

Teacher, teacher!
Sit down, please.
Open your books
And read, read, read!




4

Story time

DON'T TOUCH THE FOOD!

1 Look and listen. 





Revision 4

1 Look, listen and match. 



I like
I don't like



2 Look and write. Yes, I do. No, I don't.




Do you like apples?



Do you like ice cream?



Do you like fish?



Do you like strawberries?



Project

1 Make a food mobile.



2 Ask and answer.

What's your favourite food?

Carrots, pizza and pasta.



Phonics revision

1 Listen and say. 

i - o



kite



bike



nose



rose

a - ea



dates



grapes



teacher



read


2 Listen and say. Then circle. 



i o



i o



i o



a ea



a ea



a ea

3 Read.



Is it a fox?

Always use a **question mark (?)** at the end of a question.

Food

1 Look and listen. Then, number 1-4. 

I like kabsa.
It's meat
with rice.

1.

I like
noodles.

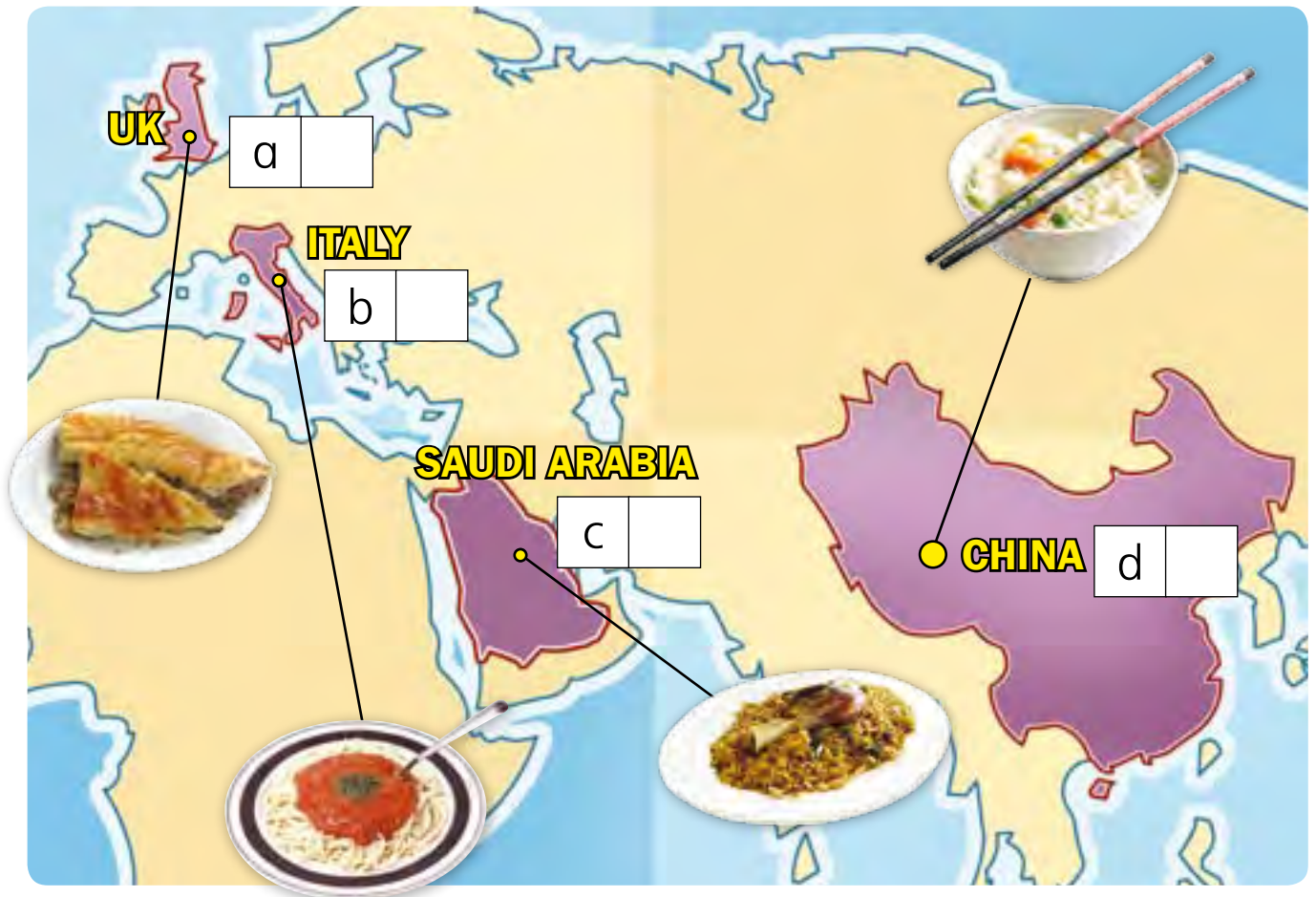
2.

I like meat
pies.

3.

My favourite
food is pasta.

4.



Picture Dictionary

Colours



orange pink brown black white

Adjectives



fat long

Actions



stand up sit down turn around touch clap your hands

Clothes



shoes trousers shirt dress vest hat jumper thobe

Toys



yo-yo doll teddy bear bike kite
plane car balloon robot



Body



ears



eyes



mouth



nose



head



arms



legs



hands



tail



feet



fingers



toes



teeth

Food



strawberries



grapes



dates



bananas



oranges



rice



carrots



eggs



beans



pizza



ice cream



pasta

Various




van



present



bed



box



fin



rose



read

الحد الأدنى	By the end of grade four and with within the assigned structure and vocabulary students will be able to	الفصل الدراسي الأول		الفصل الدراسي الثاني		الرمز
		الفترة الأولى	الفترة الثانية	الفترة الثالثة	الفترة الرابعة	
X	Recognize and produce the sounds of the English alphabet.	√	√			١/٧/٤
X	Recognize short and only some long vowels: {long /a/ as in "cake", long /e/ as in "sea", long /o/ as in "nose", and long /i/ as "kite"}.				√	٢/٧/٤
X	Recognize and differentiate between some English letters (b & p), (f & v).			√		٣/٧/٤
	Recognize and produce only some English digraphs such as, (th, sh, ch).			√		٤/٧/٤
X	Recognize and match sounds to letters.	√	√	√	√	٥/٧/٤
X	Participate verbally and non-verbally in short simple activities: greeting (1), giving and receiving commands and instructions (2),(3).	(1) √		(2, 3) √	(2, 3) √	٦/٧/٤
X	Recognize intonation patterns of statements and questions.	√	√	√	√	٧/٧/٤
X	Ask and respond to simple assigned sentences in present tense form with the verb (like) using first and second person singular and in affirmative, negative and interrogative statements and (Yes/No questions).				√	٨/٧/٤
X	Ask and respond to basic questions about personal information using the verb to be (am, is, are),(have got) and wh. questions (what, where, who, how).	√	√	√	√	٩/٧/٤
X	Recognize and use indefinite articles (a, an) using (this and that).	√	√			١٠/٧/٤
X	Recognize and apply regular plural formation using (these and those).			√		١١/٧/٤
X	Recognize and apply subjective pronouns correctly (I, You, He, She, It, We, They).	√	√	√		١٢/٧/٤
	Recognize prepositions of place (in, on)			√		١٣/٧/٤
	Talk about feelings in simple and short sentences.		√			١٤/٧/٤
X	Identify main colours (red, blue, green, black, white, yellow. brown)	√		√		١٥/٧/٤
X	Identify and talk about classroom objects which are assigned in the book.	√				١٦/٧/٤
	Identify and talk about family members and possession using two possessive adjectives: (my, your)	√	√			١٧/٧/٤
	Identify and talk about food, animals, clothes.		√	√	√	١٨/٧/٤
	Talk about likes and dislikes.				√	١٩/٧/٤
	Be willing to listen to short digital and recoded materials.	√	√	√	√	٢٠/٧/٤
X	Utter simple words and numbers (cardinal numbers 1-19).	√	√		√	٢١/٧/٤
	Read and count numbers in tens (10-100).				√	٢٢/٧/٤
X	Read aloud simple words and sentences.			√	√	٢٣/٧/٤
X	Read and match words to photos/drawings.	√	√	√	√	٢٤/٧/٤
X	Read and comprehend simple short sentences.			√	√	٢٥/٧/٤
X	Spell some simple sight words correctly.			√	√	٢٦/٧/٤
	Be willing to read simple short illustrated stories.			√	√	٢٧/٧/٤
X	Recognize and apply the directionality in writing English (e.g. left/right, top / bottom).	√				٢٨/٧/٤
X	Use lined paper correctly with headline, midline, and baseline.	√				٢٩/٧/٤
X	Copy words, numbers and simple short sentences.			√	√	٣٠/٧/٤
X	Write upper/lower case letters correctly.	√	√			٣١/٧/٤
X	Use appropriate spacing between words and sentences.	√				٣٢/٧/٤
	Write guided short answers to written questions.			√	√	٣٣/٧/٤
X	Do controlled writing such as supplying missing letters and words.	√	√	√	√	٣٤/٧/٤
X	Recognize and apply the punctuation and capitalization assigned for this grade: (capitalizing the beginning of names, sentences, questions and the use of the full stop and question mark).			√	√	٣٥/٧/٤

Workbook



Phonics

pencil - book

1 Listen, say and match. 

1. **p**en



3. **b**all



2. **p**encil




4. **b**ook



2 Draw a line to the p or b.



p



b



Name	
Class	



3 Listen, say and write the missing letters. 




ha p p y




com _ _ uter



a _ _ le



_ ag

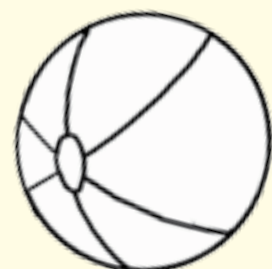
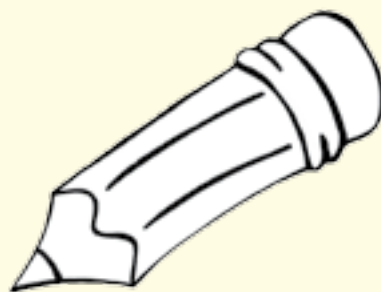


_ oy



_ ird

4 Colour the 'p' words red and the 'b' words blue.



1 Presents

A chant

Name _____

Class _____

1 Trace, count and write.



How many balloons? 10 balloons.



How many teddy bears? ____ teddy bears.



How many presents? ____ presents.



How many dolls? ____ dolls.

2 Read and circle.

1. It's **a** / **an** apple.

2. Is it **a** / **an** egg?

3. This is **a** / **an** balloon.

4. That is **a** / **an** umbrella.

5. It's **a** / **an** doll.

6. This is **a** / **an** present.

Name _____
 Class _____



Smart kids

1 Listen and number (1-4). 

What are these?



1. They're shoes.



2. They're hats.

a

c



3. They're thobes.



4. They're shirts.



b

d

2 Look, read and complete.

these those



1. What are _____? They're thobes.



2. What are _____? They're yo-yos.



3. What are _____? They're shoes.



4. What are _____? They're hats.

Comic


1 Colour and say.



white



red



black



orange



pink



brown

What colour are
the presents?

They're red.



Name

Class

1

Let's play

1 Listen and tick (✓). 



1.

Yes, they are.

No, they aren't.



4.

Yes, they are.

No, they aren't.



2.

Yes, they are.

No, they aren't.



5.

Yes, they are.

No, they aren't.



3.

Yes, they are.

No, they aren't.



6.

Yes, they are.

No, they aren't.

Phonics

fish - van

1 Listen, say and match. 

1. **f**at



3. **v**an



2. **f**ish



4. **v**est



2 Draw a line to the f or v.



f




v




Name	
Class	



3 Listen, say and write the missing letters. 



f ish



grand __ ather



__ an



__ est


4 Colour the 'f' words **red** and the 'v' words **blue**.



Story time

1 Listen and colour.

1. The fish are blue.
2. The lollipops are orange.
3. The yo-yos are red.
4. The teddy bears are brown.
5. The dolls are pink.
6. The ball is black and white.



2 Do you like the story? Choose and colour.



Name

Class

1

Revision


1 Count and write. Then ask and answer.



How many thobes?



Five thobes.



1 Listen, read and colour. 

For you!

What are these? What are these?
Trousers for you! Trousers for you!
Are they brown? Are they brown?
Yes, they are!
They are brown.

What are these? What are these?
Teddy bears for you! Teddy bears for you!
Are they white? Are they white?
No, they aren't!
They are pink!

What are these? What are these?
Shirts for you! Shirts for you!
Are they orange? Are they orange?
No, they aren't!
They are black!



Name

Class








1 Say the items.

1.  doll 2.  yo-yo 3.  teddy bear 4.  balloon 5.  present

2 Say the clothes.

1.  shirt 2.  shoes 3.  hat 4.  jumper 5.  dress 6.  trousers 7.  thobe

3 Say the colours.

1.  orange 2.  pink 3.  brown 4.  black 5.  white

4 Say.



How many rabbits?
Five rabbits.



What are these?
They're lollipops.



Are they presents?
Yes, they are.



What are those?
They're rabbits.



What colour are they?
They're pink.



Phonics


chair - short

1 Listen, say and match. 1. **chair**3. **fish**2. **teacher**4. **short**2 Listen and number 1-4. a b c d

Name _____
Class _____



3 Listen, say and write the missing letters. 



tea c h er



fi _ _



_ _ ort



_ _ air

4 Colour the 'ch' words red and the 'sh' words blue.



2 Toys and games

Name _____

Class _____

A chant

1 Look and write.

stand up clap your hands turn around sit down



a. sit down



c. _____

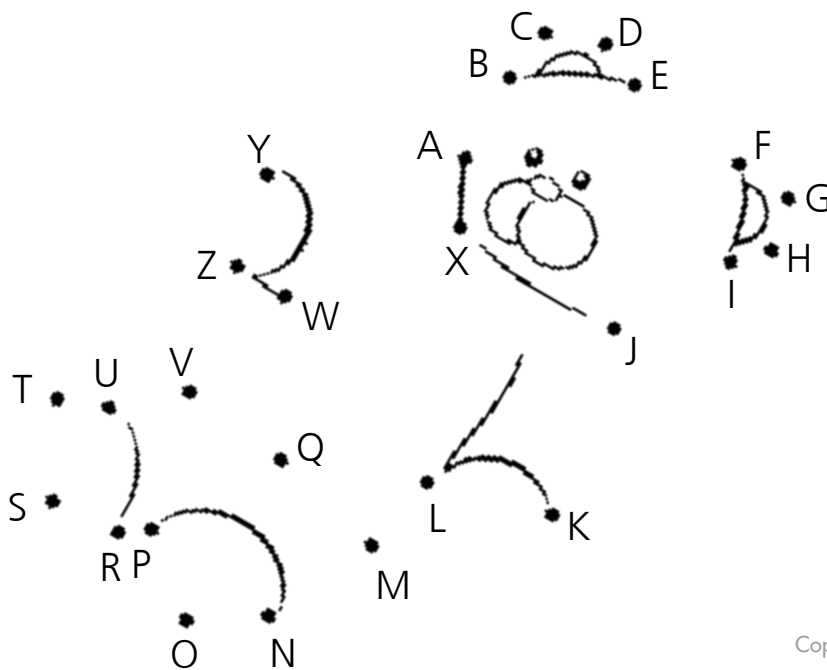


b. _____



d. _____

2 What is it? Draw a line to connect the letters from A to Z.




Name _____
 Class _____



1 Find and colour. Then say what you have and haven't got.

Smart kids

I have got a plane. I haven't got a...


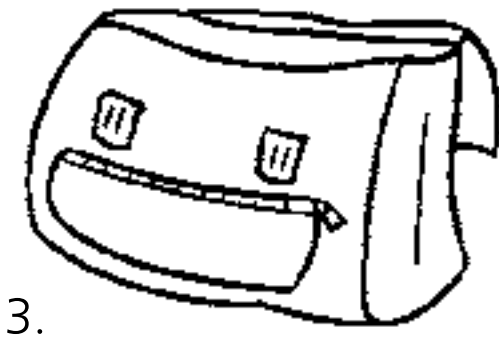
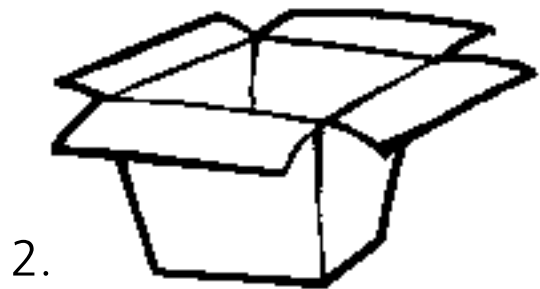
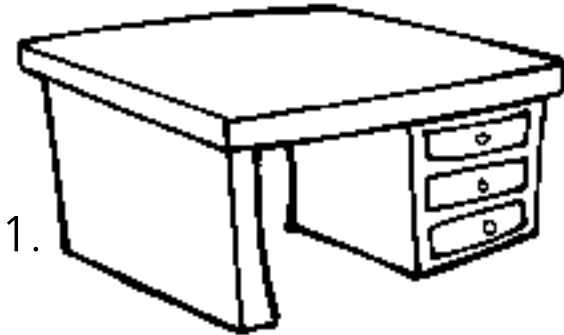


2 Look, read and complete. I've got You've got We've got



Comic

1 Where's the ball? Listen and draw. Then colour. 



Name

Class


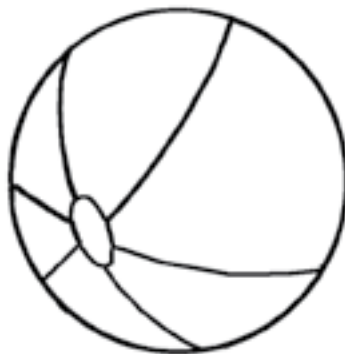
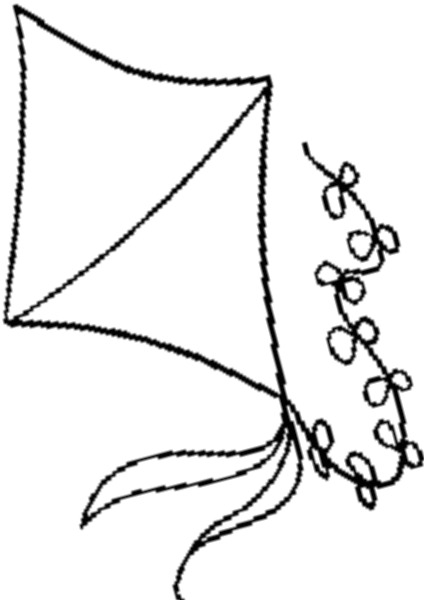


2

Let's play

1 Choose and colour. Then ask and answer.

Have you got a teddy bear?

No, I haven't.



Phonics

thin - this

1 Listen, say and match. 

1. **that**



3. **thirteen**



2. **this**



4. **thin**

13

2 Listen and number 1-4. 



a	
---	--

13



b	
---	--



d	
---	--

c	
---	--

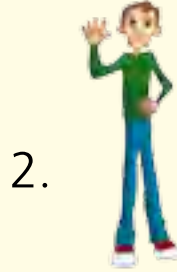
Name	
Class	



3 Listen, say and write the missing letters. 



mo t h er



__ __ in



__ __ is

4. **13**

__ __ irteen



__ __ at

4 Colour the 'th' words (**thin**) red and the 'th' words (**that**) blue.



13



Story time

1 Listen and number (1-4). 

a



c



b



d

1

2 Do you like the story? Choose and colour.



Name _____


Class _____

2


Revision

1 Look and write.


robot bike plane kite

1.  I've got a _____ .




2.  I've got a _____ .



3.  I've got a _____ .



4.  I've got a _____ .



2 Look and write a-d.

1. Where's the dress?

2. Where's the ball?

3. Where's the hat?

4. Where's the shirt?

a. It's on the table.

b. It's on the chair.

c. It's on the bed.

d. It's in the box.



Name

Class

English
P.E.1 Listen and do. Then say. 

Funky Monkey

Let's stand up. No, don't sit down!
 Don't sit down, don't sit down!
 Let's stand up. No, don't sit down!
 Don't sit down. No, don't!

Funky monkey. No, don't stop!
 Turn around! Now, let's walk!
 Funky monkey. No, don't stop!
 Turn around, let's walk!




Name


Class





Now I can

1 Give instructions.

1.  sit down

2.  turn around

3.  stand up

4.  clap your hands

2 Say the toys.

1.  bike


2.  kite


3.  plane

4.  car


5.  robot


3 Say the prepositions.

 on

 in

4 Say the items.

1.  bed

2.  box

5 Say.



1 I haven't got a bike. I've got a kite.



2 Is it in the box?



3 Have you got a robot? Yes, I have.

Phonics

cat - fin

1 Listen, say and match. 

1. cat



3. fish



2. hat



4. fin

2 Listen and number 1-4. a b c d

Name _____
Class _____



3 Listen, say and write the missing letters. 



hat




f__sh



f__t




c__t



f__n

4 Colour the 'a' words red and the 'i' words blue.



3 My body


A chant

Name

Class

1 Write and colour.

ear
mouth
nose
eye



2 Listen and number (1-4). 



a



c



b



d 1

Name


Class

3

Smart kids

1 Look and draw. Then colour.

He has got a big head. He has got big eyes and big ears, but he has got a small nose and a small mouth.



He has got long arms and long legs, but he has got small hands.

Comic

1 Look and write.

teeth fingers ~~feet~~ tail toes1. feet

2. _____



3. _____



4. _____



5. _____

2 Find the 5 mistakes in picture b and circle. Then say.

She hasn't got long arms. She has got short arms.



Name

Class

3

Let's play

1 Listen and tick (✓).

1.



Yes, it has.

No, it hasn't.

4.



Yes, she has.

No, she hasn't.

2.



Yes, he has.

No, he hasn't.

5.



Yes, it has.

No, it hasn't.


3.



Yes, she has.

No, she hasn't.

6.



Yes, it has.

No, it hasn't.

Phonics

red - fox

1 Listen, say and match. 


1. egg



3. fox



2. red



4. box



2 Listen and number 1-4. 



a	
---	--



b	
---	--



c	
---	--



d	
---	--

Name	
Class	



3 Listen, say and write the missing letters. 



__ gg



b __ x




f __ x



r __ d

4 Colour the 'e' words red and the 'o' words blue.




Story time

Name _____

Class _____

1 Look and match.




It has got big eyes.

He has got two arms.

He hasn't got a tail.

It has got ten legs.



2 Do you like the story? Choose and colour.



Name

Class

3

Revision

1 Look and circle.



1.

He has got / He hasn't got
long arms.



4.

He has got / He hasn't got
a small nose.



2.

It has got / It hasn't got
a long tail.



5.

It has got / It hasn't got
short legs.



3.

She has got / She hasn't
got big eyes.



6.

She has got / She hasn't
got a big mouth.


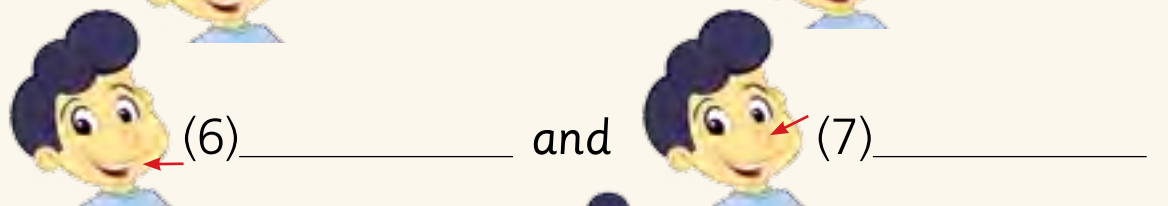
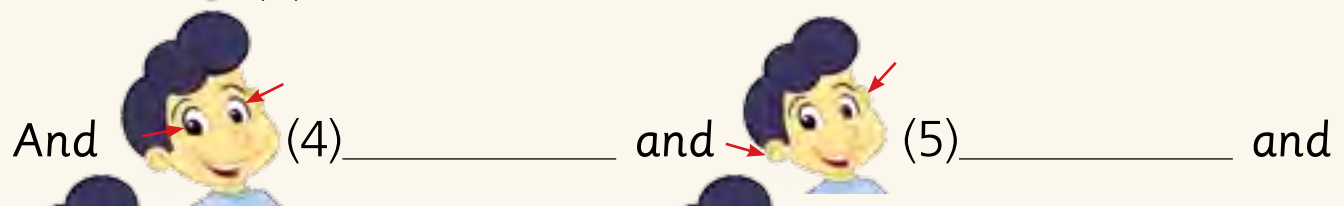
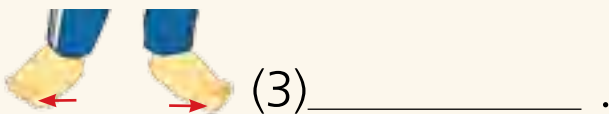
Name _____

Class _____

English
P.E.1 Look and write. Then listen, say and touch. 

Head nose eyes mouth ears toes

Head and shoulders



Name

Class



1 Say the parts of the body.

1. head

2. ear

3. teeth

4. mouth

5. hand

6. leg

7. feet

8. toes

9. fingers

10. arm

11. nose

12. eye

2 Say.

1. Don't touch your nose.

3. Has it got long ears?
Yes, it has.

2. He has got a big head
and long legs.

4. It hasn't got small
ears.

Phonics

kite - nose

1 Listen, say and match. 


1. bike



3. rose



2. kite



4. nose

2 Listen and number 1-4. 

a



b



c



d

Name	
Class	


3 Listen, say and write the missing letters. 



k__te




n__ne



r__se



b__ke



n__se

4 Colour the 'i' words red and the 'o' words blue.



4 Food

Name

Class

A chant

1 Look and tick.

1. I like grapes.

I like bananas.



2. I like oranges.

I like strawberries.



3. I like dates.

I like apples.



2 Find, count and write. Then say.



Five apples.



Name _____
Class _____











Smart kids

1 Draw 😊 or ☹️. Then say.

I like eggs. Do you like eggs?

No, I don't. I like...



Our world

What's your favourite food?

1 Follow and write.

ice cream rice pasta pizza



1.



2.



3.



4.

Name _____
 Class _____



Let's play

1 Write the numbers.

1. **10** _____ 5. **50** _____
 2. **20** _____ 6. **60** _____ 9. **90** _____
 3. **30** _____ 7. **70** _____ 10. **100** _____
 4. **40** _____ 8. **80** _____


2 Listen and match. 



Here you are. Thank you. Bye! Two ice creams, please.

3 Count and write. Then ask and answer.

How many pizzas?
 Sixteen pizzas.



Phonics

dates - teacher

1 Listen, say and match. 

1. grapes



3. read



2. dates



4. teacher



2 Listen and number 1-4. 



a



b



c



d

Name	
Class	



3 Listen, say and write the missing letters. 



d _ _ tes



r _ _ _ d



gr _ _ pes



t _ _ _ cher

4 Colour the 'a' words red and the 'ea' words blue.




Story time

1 Choose and write.

Hi! I'm Tom.
What's your
name?

I'm John and

carrots.



I like
I don't like

What's your
favourite food?

Pizza.
Rice.



2 Do you like the story? Choose and colour.



Name

Class

4

Revision

1 Look and write.

ice cream

pizza

carrots


dates


fish


rice


pasta


beans


1. 


2. 


3. 

4. 

5. 

6. 

7. 

8. 


Project

Name

Class

Health

1 Look and match.




Name

Class





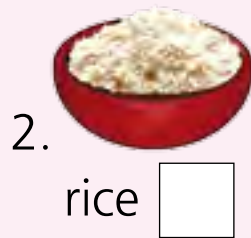


Now I can

1 Say the fruit.



2 Say the food.



3 Say.



I like strawberries.



Do you like beans?
No, I don't.



What's your favourite food?
Rice.

Board game

Use a rubber  to play the game.





Where's the ball?



Has it got a tail?



What are these?



It has got two...



Miss a turn

He has got a big...



Have you got a teddy bear?



Where's the robot?



Do you like beans?

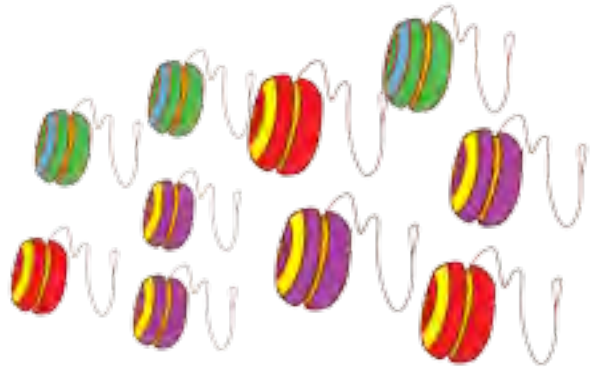




FINISH

Cut-outs

Cut-outs 1

Smart kids





Cut-outs 2

Let's play











Cut-outs 3

Project





Stickers



Smart Class 2
Student's Book including Workbook

H. Q. Mitchell - Marileni Malkogianni

Published by: Tatweer Company for Educational Services

Published under special agreement between MM Publications and Tatweer Company for Educational Services (contract no. 2013/0040) for use in the KSA

Copyright © 2016 MM Publications

All rights reserved. No part of this publication may be reproduced, stored in a retrieval system or transmitted in any form or by any means, electronic, mechanical, photocopying, recording or otherwise, without permission in writing from the publishers.

MM Publications
Edition 2016-2017
ISBN: 978-618-05-0596-2

ISBN: _____

Smart Class

is an innovative English course that follows the modular approach.

CEF leading to A1

Course Features:

- Well-balanced modules
- Units with stories, factual texts
- A variety of activities (listening, speaking, games, short writing activities and hands-on activities)
- Revision units
- Chants
- Smart time with cultural information
- Phonics
- Board games
- Projects
- Self-evaluation section
- Picture Dictionary



Student's Book including Workbook



Teacher's Manual

Digital Material:

- Student's CD
- Class CD
- Tests
- Flashcards
- Model lesson
- Interactive Whiteboard Material

Name of student

Name of school



Place ISBN here.



Special Edition for the Ministry of Education of the Kingdom of Saudi Arabia