


1 Listen, say and circle the word that doesn't belong. 

1.



prince



fruit



frog

2.



prince



princess



fruit

3.



frog




princess



fruit

1

Phonics **f**rog - **p**rince

2 Listen and number 1-4. 



a **2**



b **4**



c **3**



d **1**

**Listening transcript**


1. *princess*    2. *frog*    3. *prince*    4. *fruit*

3 Listen, say and write the missing letters. 

 1.



fr og

 2.



pr ince

 3.



fr iend

### Listening transcript

1. frog
2. prince
3. friend
4. fruit
5. princess

 4.



fr uit

 5.



pr incess

4 Look and write. Then match the words with the same sound **fr** or **pr**.



1. fruit



2. prince




3. frog



4. friend



5. princess



1



A chant

1 Listen and write ✓ for 'I like' and ✗ for 'I don't like.'

1.    
a ✓ b ✗

2.    
a ✗ b ✓

3.    
a ✗ b ✓

4.    
a ✓ b ✗

Listening transcript

1. **Boy:** I like sandwiches, but I don't like meat.
2. **Girl:** I like chicken, but I don't like rice.
3. **Boy:** I like cheese, but I don't like peas.
4. **Girl:** I like tomatoes, but I don't like apples.

2 Look and write.

1.  It's a tomato.  
They're tomatoes. 

2.  It's a sandwich.  
They're sandwiches. 

3.  It's an orange.  
They're oranges. 

4.  It's a strawberry.  
They're strawberries. 

3 Draw and write.



What's your favourite food?

I like \_\_\_\_\_.

I don't like \_\_\_\_\_.



**meat**



**chicken**



**cheese**



**peas**



**tomato**



**tomatoes**



**sandwich**



**sandwiches**



1 Find and circle. Then write.




1. tea



2. milk




3. soup



4. crisps



5. orange juice



6. beans

2 Read and complete.

Do you like   don't like   I do   I don't

1. I don't like orange juice. It's sour. I like apple juice. It's sweet.
2. Do you like pasta? Yes, I do.  
It's my favourite food.
3. Do you like the soup? No, I don't. It's cold and salty.

3 Listen and draw 😊 or ☹️ . 🎧



### Listening transcript

1. **Woman:** *Do you like tea?*  
**Girl:** *No, I don't. I like milk.*
2. **Woman:** *Do you like peas?*  
**Girl:** *No, I don't.*  
**Woman:** *Do you like soup?*  
**Girl:** *Yes, I do. Tomato soup is my favourite.*
3. **Woman:** *Do you like rice?*  
**Girl:** *Yes, I do.*  
**Woman:** *Do you like beans?*  
**Girl:** *No, I don't.*



**crisps**



**soup**



**tea**



**beans**



**milk**



**orange juice**

4 Answer about yourself.

1. Do you like soup? \_\_\_\_\_.

2. Do you like milk? \_\_\_\_\_.

3. Do you like crisps? \_\_\_\_\_.

1

Let's play

1 Look and write.

~~breakfast~~ vegetables cereal bread  
pancakes water dinner fish lunch soup

1. **pancakes**

2. **cereal**

3. **breakfast**

4. **vegetables**

5. **fish**

6. **lunch**

7. **soup**

8. **bread**

9. **water**

10. **dinner**

2 Complete the bubbles.

What do you have  
for breakfast?

I (1) **have** an  
omelette. I don't like  
cereal.



(2) **What**  
do you have  
(3) **for** lunch?

I (4) **have** meat,  
but I (5) **don't** have  
fish. I don't like fish.




What (6) **do**  
**you** have  
for dinner?

I (7) **have**  
soup and bread.





1 Listen, say and circle the word that doesn't belong. 

1.



drink



brush



dress

2.



brush



breakfast

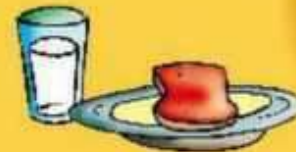


drink

3.




dress



breakfast



brush

2 Listen and number 1-4. 



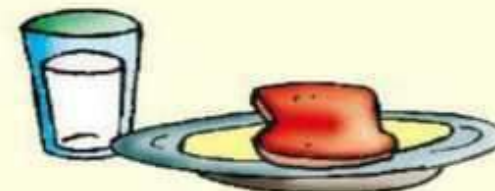
a 2



b 1



c 3



d 4

**Listening transcript**

1. *brush*
2. *dress*
3. *drink*
4. *breakfast*

3 Listen and say. Then write the missing letters. 



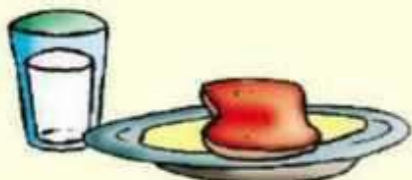
1. be dr oom



2. br ush



3. br ead



4. br eakfast



5. dr ess



6. dr ink

#### Listening transcript

- |                   |                     |
|-------------------|---------------------|
| 1. <i>bedroom</i> | 4. <i>breakfast</i> |
| 2. <i>brush</i>   | 5. <i>dress</i>     |
| 3. <i>bread</i>   | 6. <i>drink</i>     |

4 Find and circle. Then write.

Q	K	E	D	R	O	F	M
B	R	U	S	H	I	B	D
A	E	L	G	K	E	R	R
D	A	H	M	F	J	E	I
C	D	R	E	S	S	A	N
O	B	G	I	E	N	K	K
P	S	H	F	O	X	F	Y
J	R	M	Q	N	W	A	Z
K	Q	S	P	V	T	S	A
T	L	R	U	C	D	T	B



1. breakfast



2. drink



3. dress



4. brush

1 Listen and put in the correct order. 



2 Look and complete.

bad thanks like don't like good Do you want

(1) **Do you want**  
an apple?



No, (2) **thanks** .  
I (3) **don't like**  
fruit. I (4) **like**  
pizza and chips.



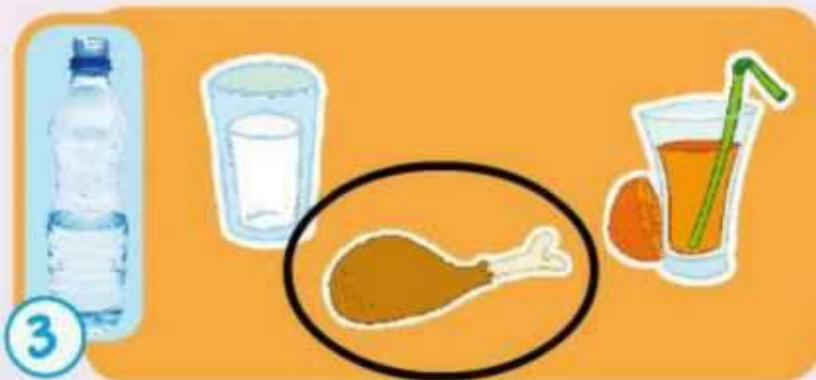
Sweets are  
(5) **bad** for  
you. Vegetables are  
(6) **good** for  
you.



3 Do you like the story? Choose and colour.



1 Name the items of food and drink. Then circle the food that doesn't belong.





2 Look and write the words. Then answer **Yes, I do** or **No, I don't**.

1. Do you want



**crisps**

?

2. Do you want



**orange juice**

?

3. Do you want



**pancakes**

?

4. Do you want a



**salad**

?

3 Read and choose **a** or **b**.

1. What's your favourite food?

- a. Meat with vegetables.
- b. It's salty.

2. Do you like the soup?

- a. It's good for you.
- b. No, I don't. It's cold.

3. What do you have for dinner?

- a. Yes, please.
- b. An omelette.

4. Do you want sweets?

- a. They're hot.
- b. No, thanks. They're bad for you.

1 Read and complete with **and** or **or**.



1. For breakfast I have milk and pancakes with jam \_\_\_\_\_ **or** \_\_\_\_\_ with chocolate.



2. For lunch I have chicken with rice \_\_\_\_\_ **or** \_\_\_\_\_ chicken with vegetables. I have a salad \_\_\_\_\_ **and** \_\_\_\_\_ orange juice, too.



2 What do you have for breakfast / lunch / dinner? Draw. Then write. Look at activity 1 in the Student's Book on page 15.



Breakfast

Lunch

Dinner

For breakfast I have \_\_\_\_\_

and / or \_\_\_\_\_.

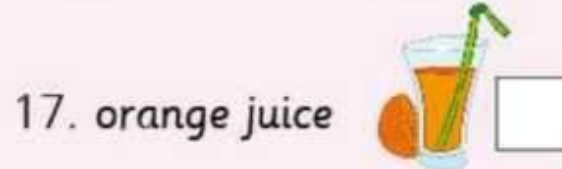
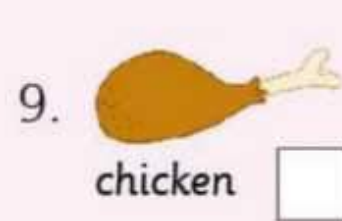
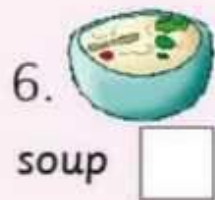

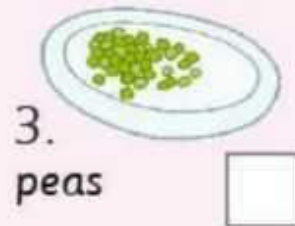
For lunch I \_\_\_\_\_

and / or \_\_\_\_\_.



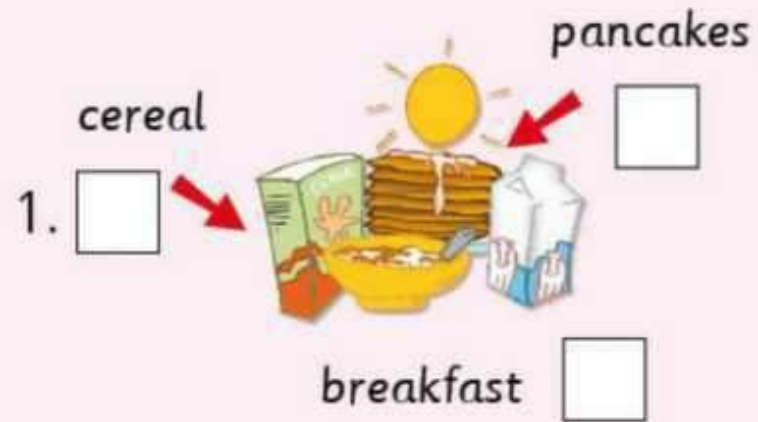
For dinner \_\_\_\_\_

and / or \_\_\_\_\_.

1 Say the food and drinks.



2 Say the meals, food and drink.



3 Say.


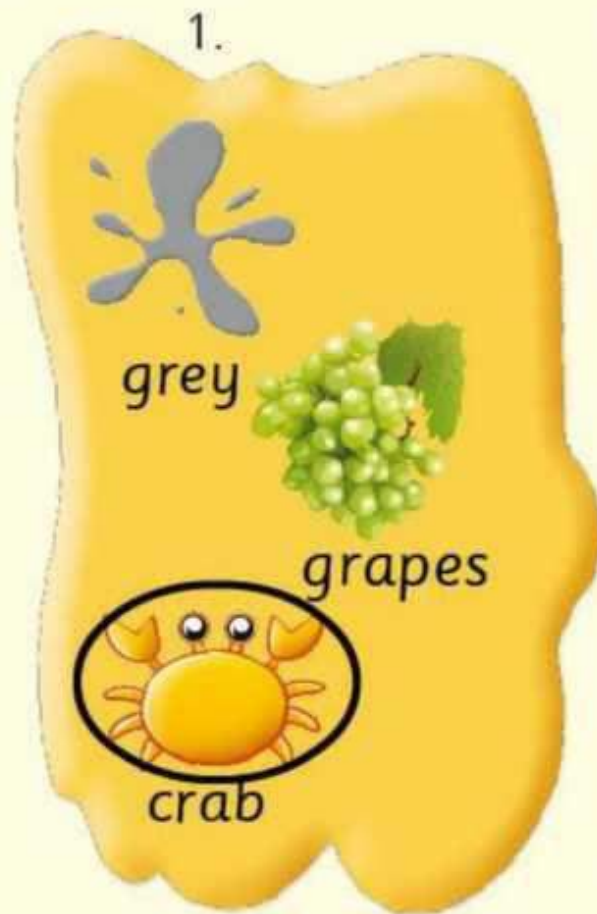


Do you like orange juice?  
No, I don't. I like milk.



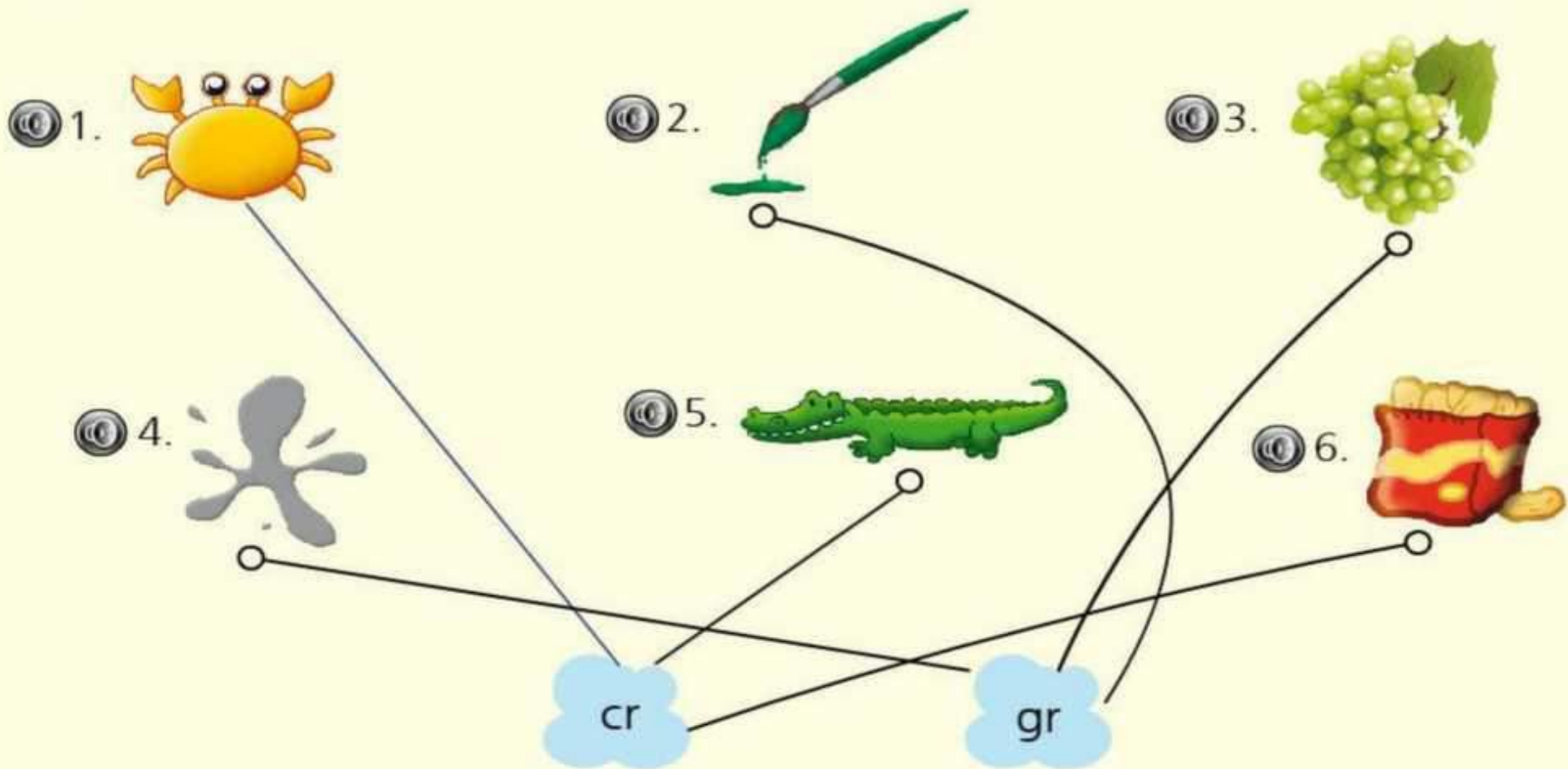
I don't want a lemonade.  
It's bad for you.

1 Listen, say and circle the word that doesn't belong. 






2 Listen and match. 



**Listening transcript**

- |                  |                     |
|------------------|---------------------|
| 1. <i>crab</i>   | 4. <i>grey</i>      |
| 2. <i>green</i>  | 5. <i>crocodile</i> |
| 3. <i>grapes</i> | 6. <i>crisps</i>    |

3 Listen, say and write the missing letters. 



gr ey



cr ocodile



gr een



cr ab



gr apes



cr isps







#### Listening transcript

- |                     |                  |
|---------------------|------------------|
| 1. <i>grey</i>      | 4. <i>crab</i>   |
| 2. <i>crocodile</i> | 5. <i>grapes</i> |
| 3. <i>green</i>     | 6. <i>crisps</i> |

4 Look and match.

1. cri 2. gr 3. gre 4. cr 5. cro 6. gra

ey codile sps ab en pes

a.  b.  c.  d.  e.  f. 

The image shows a matching exercise. At the top, six yellow speech bubble-like shapes contain the prefixes: 1. cri, 2. gr, 3. gre, 4. cr, 5. cro, and 6. gra. Below these are six more yellow shapes containing suffixes: ey, codile, sps, ab, en, and pes. Lines connect the prefixes to the suffixes: cri connects to ey, gr to codile, gre to sps, cr to ab, cro to en, and gra to pes. Below the suffixes are six numbered illustrations: a. an octopus, b. a sandwich, c. a bunch of grapes, d. a quill pen, e. a crocodile, and f. a crab. Lines connect the suffixes to the illustrations: ey connects to a. octopus, codile connects to b. sandwich, sps connects to c. grapes, ab connects to d. quill pen, en connects to e. crocodile, and pes connects to f. crab.

1 Write the days in the correct order.



Thursday

Saturday

Wednesday

1. \_\_\_\_\_ Saturday
2. \_\_\_\_\_ Sunday
3. \_\_\_\_\_ Monday
4. \_\_\_\_\_ Tuesday
5. \_\_\_\_\_ Wednesday
6. \_\_\_\_\_ Thursday
7. \_\_\_\_\_ Friday

Friday





Monday

Tuesday

Sunday

2 Listen and match. 

1. **Thursday**      2. **Saturday**      3. **Friday**      4. **Tuesday**

a.       b.       c.       d. 

The diagram shows four days of the week at the top, each with a small circle below it. Lines connect these circles to four illustrations at the bottom. The connections are: Thursday (1) connects to the house (d); Saturday (2) connects to the school (a); Friday (3) connects to the restaurant (c); and Tuesday (4) connects to the park (b).

### Listening transcript

- Girl 1:** *What day is it? Is it Saturday?*  
**Girl 2:** *No, it isn't. It's Thursday.*  
**Girl 1:** *Let's go to the toy shop.*  
**Girl 2:** *OK.*
- Boy 1:** *What day is it?*  
**Boy 2:** *It's Saturday. Let's go to a restaurant.*  
**Boy 1:** *No. Let's go to the park.*  
**Boy 2:** *OK. Let's go to the park.*
- Boy 1:** *What day is it? Is it Tuesday?*  
**Boy 2:** *No, it isn't. It's Friday.*  
**Boy 1:** *Let's go to a restaurant.*  
**Boy 2:** *Yes! Let's go to a restaurant. I'm hungry!*
- Boy 1:** *It's Tuesday. Let's go to the library.*  
**Boy 2:** *OK. Let's go to the library.*

3 Read and write.

1. What day is it today? \_\_\_\_\_

2. What's your favourite day? \_\_\_\_\_



**Saturday**



**Sunday**



**Monday**



**Tuesday**



**Wednesday**



**Thursday**



**Friday**



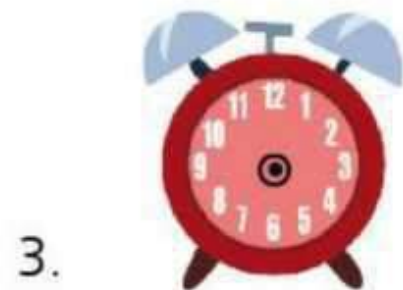
1 Read and draw.



It's eight o'clock.



It's eleven o'clock.



It's five o'clock.



It's twelve o'clock.



It's seven o'clock.



It's three o'clock.



**morning**



**afternoon**



**evening**



**night**



**It's twelve o'clock.**



**It's one o'clock.**

2 Look and write.



1.



It's           **six o'clock**          .

2.



It's           **four o'clock**          .

3.



It's           **nine o'clock**          .

3 Read and write.

Good morning. Good afternoon.  
Good evening. Good night.

1. It's 9 o'clock.



(9am)

**Good morning.**

2. It's 3 o'clock.



(3pm)

**Good afternoon.**

3. It's 11 o'clock.



(11pm)

**Good night.**

4. It's 8 o'clock.



(8pm)

**Good evening.**

① Look and write.

go to bed    do my homework    go home  
~~get up~~    go to school



get up

go to bed

go home

go to school

do my homework

2 Read and complete.

at on

1. I go to school at 7 o'clock.
2. I get up at 9 o'clock on Thursday.
3. I do my homework at 4 o'clock.
4. I go to bed at 9 o'clock on Monday.
5. I go home at 2 o'clock on Wednesday.

**3 Write about your everyday activities.**

1. What time do you get up? \_\_\_\_\_.

2. What time do you go to school? \_\_\_\_\_.

3. What time do you go home? \_\_\_\_\_.

4. What time do you do your homework? \_\_\_\_\_.

5. What time do you go to bed? \_\_\_\_\_.



**get up**



**do my homework**



**go to school**



**go home**



**go to bed**



1 Look and write.



winter spring summer autumn



1. spring



2. autumn



3. winter



4. summer

**1st**

first

**2nd**

second

**3rd**

third

**4th**

fourth

**5th**

fifth

**6th**

sixth

**7th**

seventh

**8th**

eighth

**9th**

ninth

**10th**

tenth

**11th**

eleventh

**12th**

twelfth

2 Put the months in order. Write 1-12.

March  
3

July  
7

April  
4

December  
12

October  
10

January  
1

August  
8

June  
6

February  
2

May  
5

November  
11

September  
9

3 Write the months in the correct column.

winter	spring	summer	autumn
December	March	June	September
January	April	July	October
February	May	August	November

4 Write the ordinals.


1. September is the           **ninth**           month of the year.

2. January is the           **first**           month of the year.

3. December is the           **twelfth**           month of the year.

4. March is the           **third**           month of the year.

5. July is the           **seventh**           month of the year.

1 Listen, say and circle the word that doesn't belong. 

1.



train



star



tree

2.



tree



train



stop

3.




train



stop



star

2 Listen and number 1-4. 



a 2



b 3



c 4

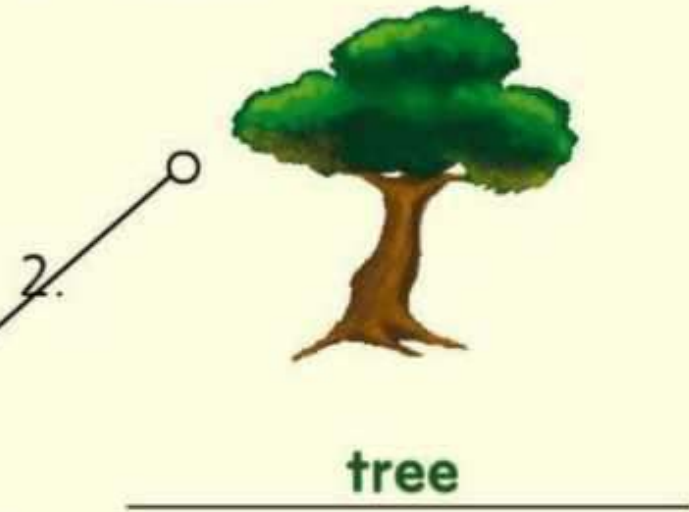



d 1

**Listening transcript**

1. tree    2. train  
3. star    4. stop

3 Look and write. Then match the words with the same sound **st** or **tr**.





4 Find and circle. Then write the words in the correct category.



S	T	O	C	K	E	W	T	W
T	R	B	S	E	I	K	R	G
O	A	K	F	J	F	R	E	H
P	I	D	K	K	B	C	E	Z
Q	N	O	L	A	H	P	O	Q
L	M	S	T	A	R	I	J	R



st

stop

star


tr

train



tree

1 Read the story again in the Student's Book on pages 26-27 and complete.

1.  Ameer is from Riyadh, Saudi Arabia.

2.  Jim is from New York, USA.

3. It's sunny  in Riyadh.

4. It's cloudy  and windy  in New York.

5. What's the time in Riyadh? It's 4 o'clock (in the afternoon).

6. What's the time in New York? It's 8 o'clock (in the morning).

7. It's time for Ameer to do his homework.



8. It's time for Jim to go to school



2 Do you like the story? Choose and colour.





2 Follow the lines and write.

1. What's the time?



**It's three o'clock.**

2. What's the time?



**It's four o'clock.**

3. What's the time?



**It's seven o'clock.**

4. What's the time?



**It's one o'clock**

5. What's the time?



**It's nine o'clock.**

3 Read and complete.

seventh spring autumn twelfth first summer

1. June is in summer.
2. January is the first month of the year.
3. July is the seventh month of the year.
4. December is the twelfth month of the year.
5. November is in autumn.
6. May is in spring.

1 Read and add capitals.



English  
Art

1. ali, john and hassan are at the playground.

**Ali, John and Hassan are at the playground.**

2. friday is my favourite day.

**Friday is my favourite day.**

3. may is the fifth month of the year.


**May is the fifth month of the year.**

4. i do my homework at 4 o'clock in the afternoon.

**I do my homework at 4 o'clock in the afternoon.**



- 2 Draw or stick pictures of your favourite month. Then write.  
Look at activity 2 in the Student's Book on page 29.



\_\_\_\_\_ is

my favourite month. It's the

\_\_\_\_\_ of the year. It has got

\_\_\_\_\_

\_\_\_\_\_

days. It's \_\_\_\_\_

in \_\_\_\_\_

It's \_\_\_\_\_.



2

Now I can

1 Say what day it is.



Saturday



Sunday



Monday



Tuesday



Wednesday



Thursday



Friday



2 Say.



morning



afternoon



evening



night



3 Say the months of the year.



January

February

March

April

May

June

July

August

September

October

November

December



4 Say the everyday activities.



get up



go to school



go home



do my  
homework



go to bed



5 Say the seasons.



winter



spring



summer



autumn

6 Say the ordinals.

**1st**

first

**2nd**

second

**3rd**

third

**4th**

fourth

**5th**

fifth

**6th**

sixth

**7th**

seventh

**8th**

eighth

**9th**

ninth

**10th**

tenth

**11th**


eleventh

**12th**


twelfth

7 Say.


1.  What day is it?  
It's Thursday.

2.  What's the time?  
It's six o'clock.

3. **September**  
September is the ninth month  
of the year. It's in autumn.

4.  What time  
do you get up?  
I get up  
at 9 o'clock.



1 Listen, say and circle the word that doesn't belong. 

1.



snack



spoon



spider

2.



snack



snake



spider

3.




snack



snake



spoon

2 Listen and number 1-4. 



a 3



b 1



c 4



d 2

**Listening transcript**

1. *snack*
2. *snake*
3. *spoon*
4. *spider*

3 Listen, say and complete the missing letters. 

 1.



sp oon

 2.



sp ilder

 3.



sn ake

 4.



sn ack

**Listening transcript**

1. *spoon*
2. *spider*
3. *snake*
4. *snack*



1 Listen and tick (✓). 



1.



a	<input checked="" type="checkbox"/>
---	-------------------------------------



b	<input type="checkbox"/>
---	--------------------------

2.



a	<input type="checkbox"/>
---	--------------------------



b	<input checked="" type="checkbox"/>
---	-------------------------------------

3.



a	<input type="checkbox"/>
---	--------------------------



b	<input checked="" type="checkbox"/>
---	-------------------------------------

4.



a	<input checked="" type="checkbox"/>
---	-------------------------------------



b	<input type="checkbox"/>
---	--------------------------

### Listening transcript

1. He works in a school. He's a teacher.
2. He works in a police station. He's a police officer.
3. He works in a hospital. He's a doctor.
4. He works in a restaurant. He's a waiter.

2 Read and complete.

~~police officer~~ doctor police officers  
teacher waiter

1. I work (work) in a police station.

I'm a police officer.

2. You work (work) in a restaurant.

You're a waiter.

3. He works (work) in a hospital.

He's a doctor.

4. She works (work) in a school.

She's a teacher.

5. They work (work) in a police station.

They're police officers.

1 Look and write.

farmer chef wash feed



1.            **wash**           



2.            **feed**           



3.            **chef**           



4.            **farmer**

2 Read and circle.

1.  **Do** / **Does** he wash the car in the morning?

2.  **Do** / **Does** you cook in the afternoon?

3.  **Do** / **Does** they feed the animals in the afternoon?

4.  **Do** / **Does** it eat in the morning?



3 Look and answer.

Yes, he does.    No, he doesn't.    Yes, she does.  
No, she doesn't.    Yes, they do.    No, they don't.



1. Does she work in a school?

No, she doesn't.



2. Does he cook every day?

Yes, he does.



3. Do they wash cars?

Yes, they do.

Yes, he does.    No, he doesn't.    Yes, she does.  
No, she doesn't.    Yes, they do.    No, they don't.



4. Do they work in a restaurant?

**No, they don't.**



5. Does he work in a hospital?

**No, he doesn't.**




6. Does she feed the animals every day?


**Yes, she does.**


### **Listening transcript**


1. *He doesn't work in a police station. He works in a restaurant.*
2. *He doesn't drive a taxi. He fixes cars.*
3. *They don't work in a hospital. They work in a school. They love their students.*
4. *I don't fix cars. I work on a farm. I wash and feed my animals in the morning.*

1 Listen and tick (✓). 


1.  a


 b

2.  a

 b

3.  a

 b

4.  a

 b

2 Answer the questions.

1. Does a doctor work in a restaurant? (**No** → **he** / **work** / **hospital**)

No, he doesn't work in a restaurant. He works in a hospital.

2. Does a taxi driver drive a bus? (**No** → **he** / **drive** / **taxi**)

No, he doesn't drive a bus. He drives a taxi.

3. Do mechanics cook? (**No** → **they** / **fix cars**)

No, they don't cook. They fix cars.

3 Put in the correct order.

1. don't I feed animals the

**I don't feed the animals.**

---

2. drive doesn't taxi a He

**He doesn't drive a taxi.**

---

3. cars We fix don't

**We don't fix cars.**

---

4. work doesn't in school She a

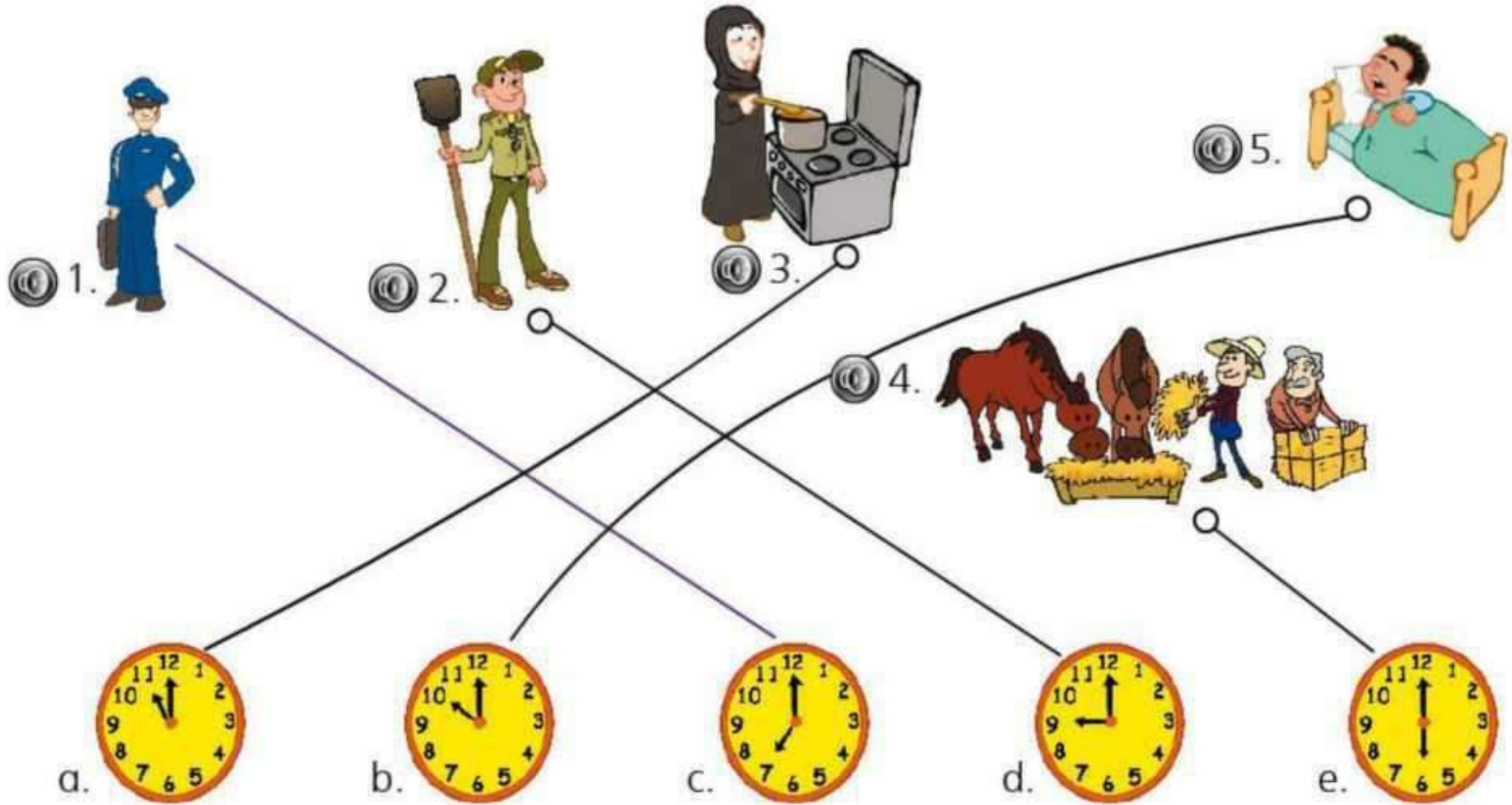
**She doesn't work in a school.**





---


# 3






## Let's play

1 Listen and match. 



1.  2.  3.  5. 

4. 

a.  b.  c.  d.  e. 

## Listening transcript

- Man:** *Hassan is a pilot. He flies planes.*  
**Boy:** *What time does he get up?*  
**Man:** *He gets up at seven o'clock.*
- Man:** *Kevin is a zookeeper. He cleans the cages in the morning.*  
**Boy:** *What time does he go to work?*  
**Man:** *He goes to work at nine o'clock.*
- Woman:** *Mrs Fatima cooks in the morning.*  
**Girl:** *What time does Mrs Fatima cook?*  
**Woman:** *She cooks at eleven o'clock. Chicken with rice is her favourite food!*
- Man:** *Ali and Abdullah are farmers. They feed their animals in the afternoon.*  
**Boy:** *What time do they go home?*  
**Man:** *They go home at six o'clock.*
- Man:** *What time do you go to bed on Thursday, Ali?*  
**Boy:** *I go to bed at ten o'clock.*



2 Look at activity 1 and write.

1. What time does the pilot get up?

At seven o'clock.

2. What time does the zookeeper  
go to work?

At nine o'clock.

3. What time does Mrs Fatima cook?


At eleven o'clock.

4. What time do the farmers go home?

At six o'clock.

5. What time does Ali go to bed on  
Thursday?

At ten o'clock.

1 Listen, say and circle the word that doesn't belong. 

1.



small



2.



small




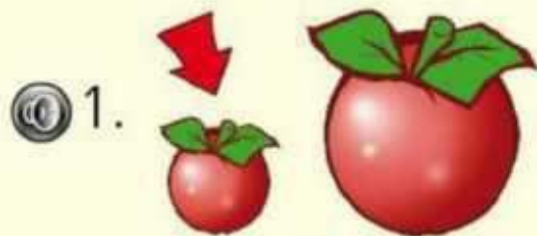
3.



small



2 Listen and match. 



sm

sw

**Listening transcript**

1. *small*
2. *smile*
3. *swim*
4. *swan*

3 Find and circle. Then write.

S	P	E	F	T	S	W
K	A	H	D	G	L	S
E	M	C	S	W	I	M
L	B	D	F	K	N	I
M	E	S	M	A	L	L
Q	I	R	J	Z	Y	E
S	W	A	N	S	U	V



1. swim



2. small



3. swan






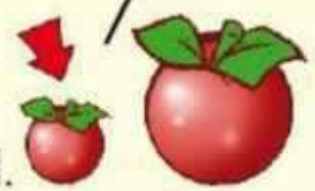
4. smile

4 Look and match.

1. SW      2. sm      3. sma      4. swa

n      im      ile      ll

a.       b. 

c.       d. 

The diagram shows four yellow speech bubble pieces at the top, each with a number and a letter combination. Below them are four more yellow speech bubble pieces with letters. Lines connect the top pieces to the middle pieces, and then from the middle pieces to the bottom illustrations. The connections are: 1. SW connects to 'n', which connects to the boy swimming (a). 2. sm connects to 'im', which connects to the boy's face (b). 3. sma connects to 'ile', which connects to the tomato (d). 4. swa connects to 'll', which connects to the swan (c).

1 Read the story again in the Student's Book on pages 40-41 and match.

1. Does Tom feed the animals?  a. Yes, he does.
2. Does Tom clean their cages?  b. No, they don't.
3. Do monkeys eat meat?  c. No, he doesn't.
4. Do monkeys eat fruit?  d. Yes, it can.
5. Can the monkey climb the tree?  e. Yes, they have.
6. Have the children got bananas for the monkey?  f. Yes, they do.
-

2 Do you like the story? Choose and colour.



1 Write the third person singular.



1. I work → He works.

6. I go → She goes.

2. I feed → She feeds.

7. I fix → He fixes.

3. I wash → He washes.

8. I drive → He drives.

4. I cook → She cooks.

9. I clean → She cleans.

5. I do → He does.

10. I fly → He flies.



2 Read and circle. Then write the names.

My name's **Hassan**. I (1) **have got** / **has got** two brothers. **Ali** is a mechanic. He (2) **fix** / **fixes** cars. **Karim** (3) **don't** / **doesn't** fix cars, but he (4) **drive** / **drives** a taxi. I (5) **don't** / **doesn't** fix cars and I (6) **don't** / **doesn't** drive a taxi, but I (7) **cook** / **cooks** very well. I'm a chef.



a.           **Hassan**          



b.           **Ali**          



c.           **Karim**

3 Write **Do** or **Does**. Then, answer about yourself.

1. Does your mother cook in the morning? \_\_\_\_\_
2. Do you get up at 6:00? \_\_\_\_\_
3. Does your uncle work in a school? \_\_\_\_\_
4. Do your friends play computer games? \_\_\_\_\_
5. Do you have breakfast in the morning? \_\_\_\_\_
6. Do you go to bed at 10:00 at night  
every day? \_\_\_\_\_

1 Put in the correct order.




1. works a in He hospital  
**He works in a hospital.**

2. lunch She at has 2:00  
**She has lunch at 2:00.**

3. go school I to in morning the  
**I go to school in the morning.**

4. go the airport to at They 8:00  
**They go to the airport at 8:00.**

- 2 Draw or stick a picture of someone you know at work and describe him / her. Look at activity 1 in the Student's Book on page 43.



This is \_\_\_\_\_.

He/She is a \_\_\_\_\_.

He/She works \_\_\_\_\_

\_\_\_\_\_.

He/She gets up at \_\_\_\_\_.

He/She \_\_\_\_\_

\_\_\_\_\_

\_\_\_\_\_

\_\_\_\_\_



## 1 Say the jobs.



teacher



waiter



doctor



farmer



chef



mechanic



taxi driver



zookeeper



police officer



pilot



2 Say the activities.



feed the  
animals



wash



work



fix cars



cook



drive



clean

3 Say.

1.



Do you work in a hospital?

Yes, I do.

2.



He cooks.

He's a chef.

3.



He doesn't

drive a bus.

4.




Does he fix cars?

No, he doesn't.

5.



What time does Ameen go to bed? At ten o'clock.

1 Listen, say and circle the word that doesn't belong. 

1.



sleep



flower



flag

2.



sleep



flag



slippers

3.



flower




flag



slippers



2 Listen and number 1-4. 



a 4



b 1



c 3



d 2

**Listening transcript**

1. *flag*
2. *flower*
3. *sleep*
4. *slippers*

3 Listen, say and complete the missing letters. 

 1.



sl eep

 2.



sl ippers

 3.



fl y

 4.



fl ower

 5.



fl ag

### Listening transcript

1. *sleep*
2. *slippers*
3. *fly*
4. *flower*
5. *flag*

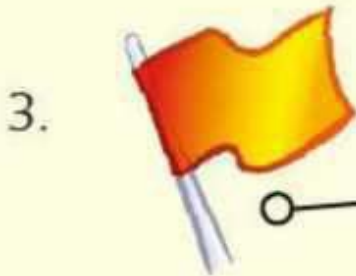
4 Look and write. Then match the words with the same sound **sl** and **fl**.



sleep




slippers




flag



flower

1 Listen and number (1-4). 



### **Listening transcript**

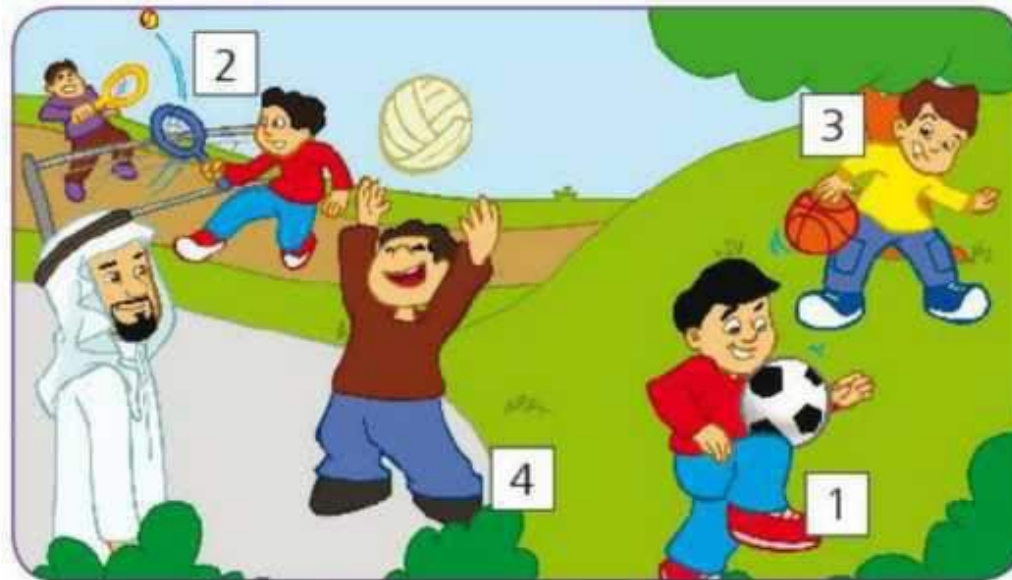
1. **Boy 1:** *Where's Omar?*  
**Boy 2:** *He's playing football.*
2. **Boy 1:** *Where are Karim and Jim?*  
**Boy 2:** *They are playing tennis. Look!*
3. **Boy 1:** *Where's Paul?*  
**Boy 2:** *He's playing basketball. He's very good at basketball!*
4. **Boy 1:** *Where's Jamal?*  
**Boy 2:** *He's over there, with his father. He's playing volleyball. Let's go and play with him.*  
**Boy 1:** *OK. Let's go!*

2 Look at activity 1 and write.

He's They're

playing tennis    playing basketball  
~~playing football~~    playing volleyball

1. He's playing football.      3. He's playing basketball.  
2. They're playing tennis.      4. He's playing volleyball.



3 Put in the correct order.

1. are playing You football

**You are playing football.**

---

2. playing I tennis am

**I am playing tennis.**

---

3. volleyball playing We are

**We are playing volleyball.**

---

4. She playing a is board game

**She is playing a board game.**

---

1 Look and write.



trainers gloves scarf  
thobe shirt jeans jacket





2 Look and write.

Yes, he is. No, he isn't. Yes, she is. No, she isn't.  
Yes, they are. No, they aren't.



1. Is he wearing gloves?
2. Is he wearing jeans?
3. Are they wearing trainers?
4. Is she wearing a jacket?
5. Is she wearing a scarf?
6. Are they wearing glasses?

**No, he isn't.**

**Yes, he is.**

**Yes, they are.**

**Yes, she is.**

**No, she isn't.**

**No, they aren't.**



3 Answer about yourself.



1. Are you wearing a hat?

---

2. Are you wearing trainers?

---

3. Are you wearing glasses?

---

1 Look and write what the children are doing.



1.

He is playing  
football.



2.

He is reading.  
\_\_\_\_\_



3.

He is playing  
basketball.



4.

They are playing  
hide and seek.



5.

They are playing  
tennis.



6.

They are playing  
table tennis.

2 Look and write.

is isn't are aren't



1. Jalal (1) isn't playing table tennis. He (2) is playing tennis. He (3) is wearing blue trousers. He (4) isn't wearing blue trainers.

2. The boys (5) are playing volleyball. They (6) aren't playing tennis. They (7) aren't wearing hats. They (8) are wearing white trainers.



3 Put in the correct order.

not am playing I football

1. **I am not playing football.**

are We playing hide and seek not

2. **We are not playing hide and seek.**

board game is not a She playing

3. **She is not playing a board game.**

## 1 Look and write.



Bill



Ali



Salim



Fatima



Sarah



1. Whose coat is this?

It's Salim's



2. Whose jeans are these?

They're Bill's



3. Whose jacket is this?

It's Fatima's



4. Whose pyjamas are these?

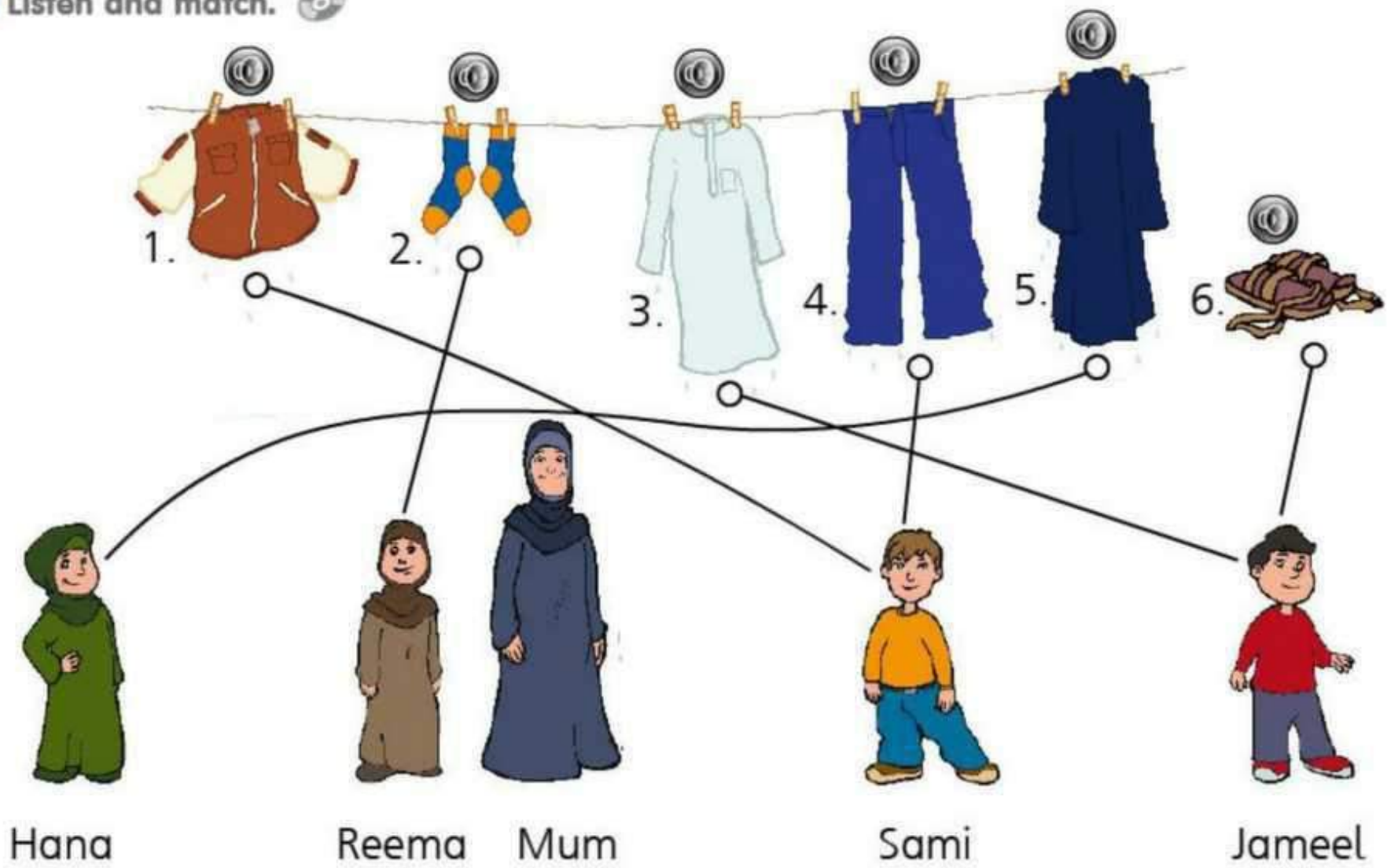
They're Ali's



5. Whose abaya is this?

It's Sarah's

2 Listen and match. 



The image shows a matching exercise. At the top, six items of clothing are hanging on a clothesline, each with a speaker icon above it:

- 1. A brown and yellow jacket.
- 2. A pair of blue and yellow socks.
- 3. A light blue long-sleeved shirt.
- 4. A pair of blue trousers.
- 5. A dark blue long-sleeved shirt.
- 6. A pair of brown shoes.

Below the clothesline are five people:

- Hana: A young girl in a green dress.
- Reema: A young girl in a brown dress.
- Mum: A woman in a blue abaya and headscarf.
- Sami: A young boy in a yellow shirt and blue trousers.
- Jameel: A young boy in a red shirt and grey trousers.


Lines connect the clothing items to the people as follows:

- Item 1 (Jacket) connects to Hana.
- Item 2 (Socks) connects to Reema.
- Item 3 (Shirt) connects to Mum.
- Item 4 (Trousers) connects to Sami.
- Item 5 (Shirt) connects to Jameel.
- Item 6 (Shoes) connects to Jameel.

## Listening transcript

- Woman 1:** *Whose jacket is this?*  
**Woman 2:** *It's Sami's.*
- Woman 1:** *Whose socks are these?*  
**Woman 2:** *They're Reema's.*
- Woman 1:** *Whose thobe is this?*  
**Woman 2:** *It's Jameel's.*
- Woman 1:** *Whose jeans are these?*  
**Woman 2:** *They're Jameel's. No, no. They aren't Jameel's.  
They're Sami's.*
- Woman 1:** *Whose abaya is this?*  
**Woman 2:** *It's Hana's.*
- Woman 1:** *Whose sandals are these?*  
**Woman 2:** *They're Jameel's.*



1 Listen, say and circle the word that doesn't belong. 

1.



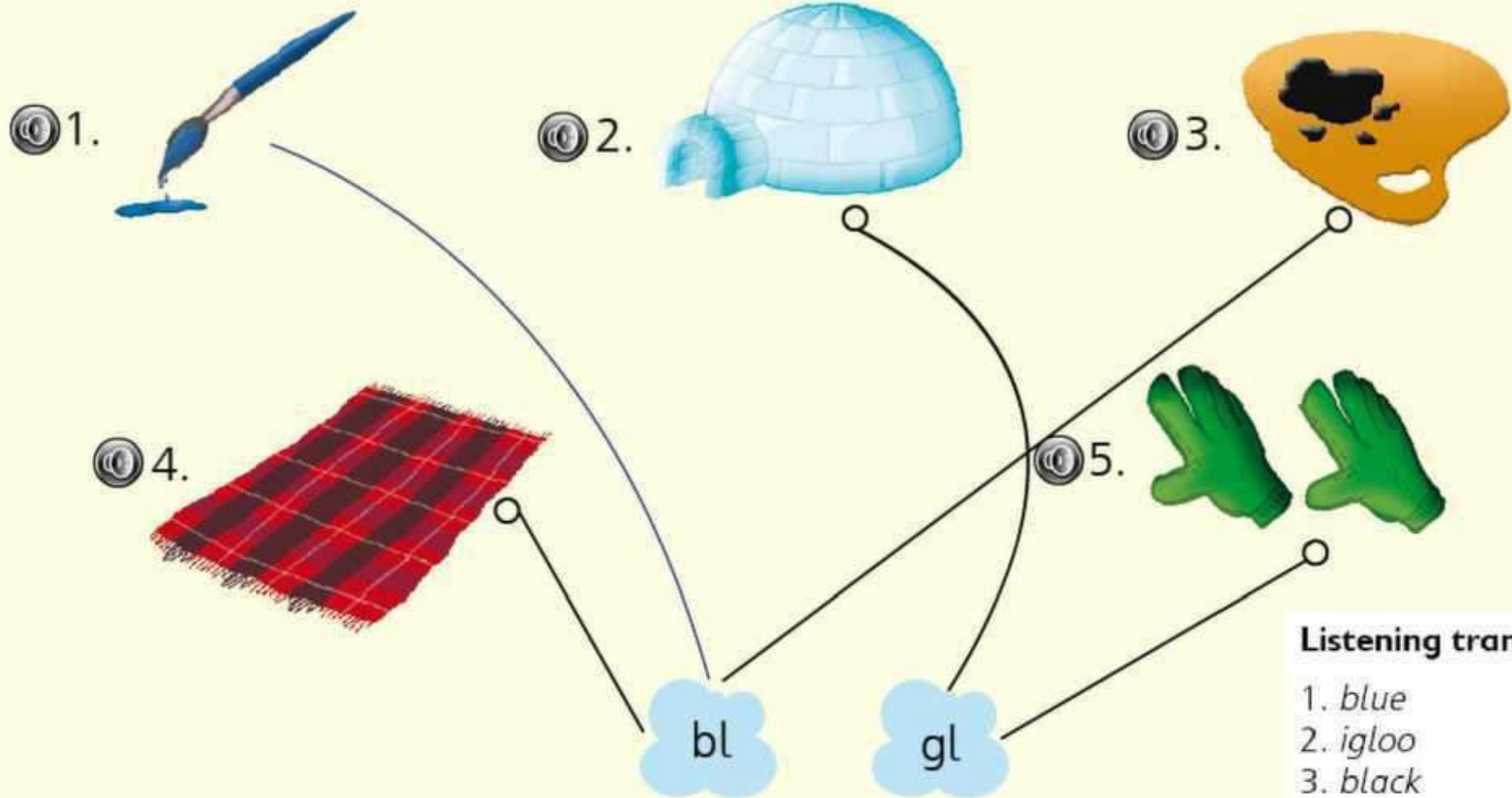
2.





3.





2 Listen and match. 




1. 

2. 

3. 

4. 

5. 

bl

gl

**Listening transcript**

- 1. *blue*
- 2. *igloo*
- 3. *black*
- 4. *blanket*
- 5. *gloves*

3 Find and circle. Then write.

B	B	Q	I	I	G	L	O	O	W
L	K	D	N	O	A	E	D	W	X
A	F	K	P	C	A	F	E	R	Z
N	A	H	Q	R	Z	G	U	T	Y
K	J	L	M	S	S	F	V	U	A
E	I	B	C	B	E	G	T	E	F
T	L	S	C	Q	S	H	C	S	D
B	L	A	C	K	J	N	B	E	G
E	U	V	G	L	O	V	E	S	Q
S	W	X	X	O	K	L	M	P	R



1. blanket



2. igloo



3. black








4. gloves

4 Look and match.

1. **bl**      2. **lan**      3. **igl**      4. **bla**      5. **glo**

**ves**      **ue**      **oo**      **ket**      **ck**

a.       b.       c.       d.       e. 

The image shows a matching exercise. At the top, five yellow speech bubble shapes contain the letters 'bl', 'lan', 'igl', 'bla', and 'glo', numbered 1 through 5. Below them are five more yellow speech bubble shapes containing 'ves', 'ue', 'oo', 'ket', and 'ck'. At the bottom are five illustrations labeled a through e: a pair of green gloves, a blue pen, a red and black plaid blanket, a blue tortoise, and a puddle of brown mud. Lines connect the top letters to the middle letters and then to the bottom illustrations. The connections are: 1. 'bl' connects to 'ves' and then to 'a. gloves'; 2. 'lan' connects to 'ue' and then to 'b. pen'; 3. 'igl' connects to 'oo' and then to 'c. blanket'; 4. 'bla' connects to 'ket' and then to 'd. tortoise'; 5. 'glo' connects to 'ck' and then to 'e. mud'.

1 Read the story again in the Student's Book on pages 54-55 and answer.



1. Where are the children in picture 1?

**They're at the park**



2. Are the children playing basketball in picture 2?

**Yes, they are**



3. Does Omar like basketball?

**No, he doesn't**

4. Is Ali playing basketball in picture 2?

**No, he isn't**



5. Are the children playing basketball in picture 3?

**No, they aren't**



6. Does Omar like football?

**No, he doesn't**

2 Do you like the story? Choose and colour.



1 Look and write.



glasses



socks



gloves



abaya



sandals



scarf



coat



2 Who's Saad? Listen and circle. 

Listening transcript

Boy 1: Hi, Saad. I can't see you. What are you wearing?

Boy 2: I'm wearing a yellow jumper.

Boy 1: Are you wearing jeans?

Boy 2: No, I'm not. I'm wearing green trousers.

Boy 1: Are you wearing glasses?

Boy 2: No, I'm not, but I'm wearing a brown hat.

Boy 1: A brown hat? Oh, yes! I can see you now!



3 Look at activity 2 and circle.

1. Saad **is** / **isn't** wearing a yellow jumper.

2. He **is** / **isn't** wearing jeans.

3. He **is** / **isn't** wearing green trousers.

4. He **is** / **isn't** wearing glasses.

5. He **is** / **isn't** wearing a brown hat.

6. He **is** / **isn't** wearing green trainers.

4 Put in the correct order.

1. am I reading book a

**I am reading a book**

2. wearing sandals Is he

**Is he wearing sandals**

3. not playing We tennis are

**We are not playing tennis**

4. is She not hide and seek playing

**She is not playing hide and seek**

1 Put the words in the correct order.



skirt blue long

1. She is wearing a \_\_\_\_\_ **long, blue skirt** \_\_\_\_\_.


brown teddy bear big

2. He has got a \_\_\_\_\_ **big, brown teddy bear** \_\_\_\_\_.

ball green small

3. The children have got a \_\_\_\_\_ **small, green ball** \_\_\_\_\_.

2 Draw or stick a picture of a friend. Then write. Look at activity 1 in the Student's Book on page 57.



This is \_\_\_\_\_.

He/She is wearing \_\_\_\_\_

\_\_\_\_\_

\_\_\_\_\_

\_\_\_\_\_

\_\_\_\_\_

\_\_\_\_\_



1 Say the sports and games.



1.

football 

2.

basketball 

3.

tennis 

4.

volleyball 

5.

table tennis 

6.

hide and seek 

2 Say the items we wear.



pyjamas



jeans



socks



abaya



glasses



coat



trainers



jacket



sandals



scarf



gloves



3 Say the activities.



wear



read



4 Say.



He isn't playing  
basketball. He's  
playing football.



Is she wearing  
a hat?  
Yes, she is.



Whose jacket  
is this?  
It's Kevin's.

Use a rubber  to play the game.

