

1

# English Language

Level 2

First Semester  
Student's Book

Adult Education Centers

اللغة الإنجليزية

للفصل الثاني

الفصل الدراسي الأول

كتاب الطالب

مراكز تعليم الكبار

قام بالتأليف والمراجعة  
فريق من المتخصصين

## ح) وزارة التعليم ، ١٤٣٥ هـ

فهرسة مكتبة الملك فهد الوطنية أثناء النشر

وزارة التعليم

اللغة الإنجليزية للصف الثاني: الفصل الدراسي الأول (كتاب الطالب -

مراكز تعليم الكبار). / وزارة التعليم - الرياض، ١٤٣٥ هـ

٦٠ ص ، ٢١ × ٢٧ سم

ردمك: ٩٧٨-٦٠٣-٥٠٢-٤٠٣-٧

١ - اللغة الإنجليزية - تعليم - السعودية  
٢ - تعليم الكبار - السعودية

أ - العنوان

١٤٣٥ / ٢٧٦٦

ديوي ٤٢٨, ٢٤١

رقم الإيداع: ١٤٣٥ / ٢٧٦٦

ردمك: ٩٧٨-٦٠٣-٥٠٢-٤٠٣-٧

لهذا المقرر قيمة مهمة وفائدة كبيرة فلنحافظ عليه، ولنجعل نظافته تشهد على حسن سلوكنا معه.

إذا لم نحفظ بهذا المقرر في مكتبتنا الخاصة في آخر العام للاستفادة، فلنجعل مكتبة مدرستنا تحتفظ به.

حقوق الطبع والنشر محفوظة لوزارة التعليم . المملكة العربية السعودية

وزارة التعليم

موقع

www.moe.gov.sa



بِسْمِ اللَّهِ الرَّحْمَنِ الرَّحِيمِ

**In the name of Allah the Most  
Gracious the Most Merciful**

# Classroom Instructions



Close your book.



Open your book.



Great.



Good.



Goodbye.



# Instruction list

Answer	أجب
Ask	اسأل
Circle	ضع دائرة
Choose	اختر
Colour	لوّن
Copy	انسخ
Count	عد
Do	افعل
Draw	ارسم
Learn	تعلم
Listen	استمع
Look	انظر
Match	صل
Practise	تدرب / تمرن
Read	اقرأ
Say	قل
Trace	تتبع
Watch	شاهد
Write	اكتب

# Table of Contents

Unit	Page
Hello	9
My School	18
My Family	32
Our House	42





# Unit 1

HELLO

Mum




Ali




Huda



Dad



Sami





### 1 Look and read



Mum Ali Huda Sami Dad

### 2 Read

- Hello, I'm Dad
- Hello, I'm Mum
- Hello, Hello
- Hello, I'm Ali
- Hello, I'm Huda
- Hello, Hello everyone



- Hello 1
- Hello 2
- Hello 3



## 3 Read and trace




Apple

A a A a



Bag


B b B b



Cat

C c C c

### 1 Ask and answer



### 2 Ask and Answer




What's your name?


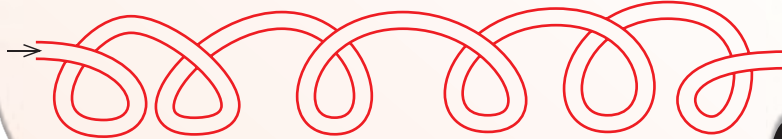
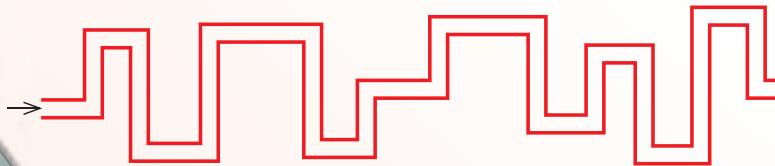



I'm \_\_\_\_\_



## 3 Ask and answer



## 4 Say and connect




## 1 Read and trace



Door

D d D d



Egg

E e E e



Fish



F f F f

## 2 Read

Aa	Bb	Cc	Dd	Ee	Ff				
1	2	3	4	5	6	7	8	9	10



## 3 Ask and answer



### 1 Look and say

1. It is a white cat.



2. It is a red door.




3. It is a blue fish.



4. It is a black bag.



5. It is a brown egg.



6. It is a green apple.



### 2 Read and match



Red


Green

Black

Brown

White

Blue



## 3 Read



I	am	Ali.
You	are	Huda.
He	is	Jack.
She	is	Sarah.
It	is	a cat.

## 4 Read



One



Two



Three



Four



Five



Six



Seven



Eight



Nine



Ten







## Unit 2

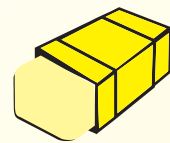
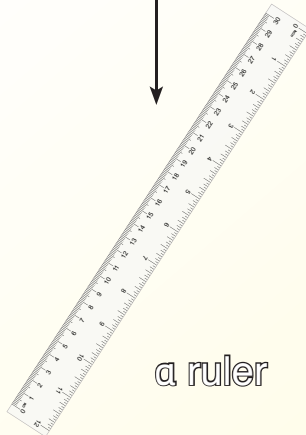




# MY SCHOOL



1 Say the colour

In my bag !!

a bag



## 2 Read and trace



Green

E e E e



Hat

H h H h



Ink

I i I i

## 3 Chant

Aa Bb Cc Dd Ee Ff  
Gg Hh Ii



### 1 Look and say

### In my classroom



a board

a teacher

a desk

a student

a chair

### 2 Play Show me ...



Ali, **show me** a chair!

Salem, **show me** a desk!


### 3 Read and trace

11	12	13	14	15
11	12	13	14	15
11	12	13	14	15

4 Look and say



a door



a window



a book



a clock



a computer

5 Play

Show me ...

Show me



Nadia, show me a clock!


Huda, show me a window!



a door → 4 doors



a desk → 7 desks




a clock → 2 clocks



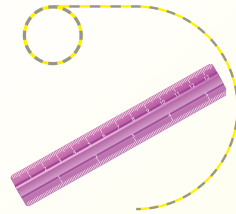
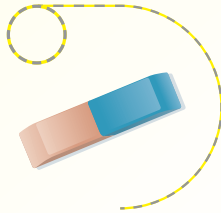
a book → 3 books



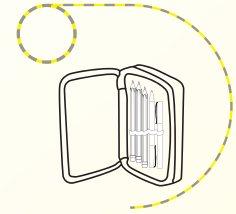
### 1 Read and match



- 1- Pencil
- 2- Rubber
- 3- Notebook
- 4- School bag
- 5- Pencil case
- 6- Ruler




- 7- Desk
- 8- Book
- 9- Pen
- 10- Chair
- 11- Pencil sharpener
- 12- Computer



## 2 Read and trace




Juice



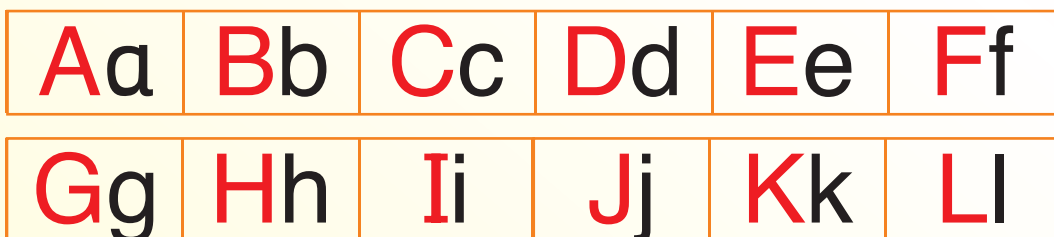
Key



Lamp



## 3 Chant



### 1 Look and read



this

that

This is a chair.



That is a chair.



This is a window.



That is a window.



### 2 Look and say

these

those

These are chairs.



Those are chairs.



These are students.



Those are students.





## 3 Read and put a (✓) then write

## This - These - That - Those

1. \_\_\_\_\_ is a school bag. →

- This     These     That     Those



2. \_\_\_\_\_ are bags. →

- This     These     That     Those



3. \_\_\_\_\_ are pencils. →

- This     These     That     Those



4. \_\_\_\_\_ is a computer. →

- This     These     That     Those



## 2 Read and trace

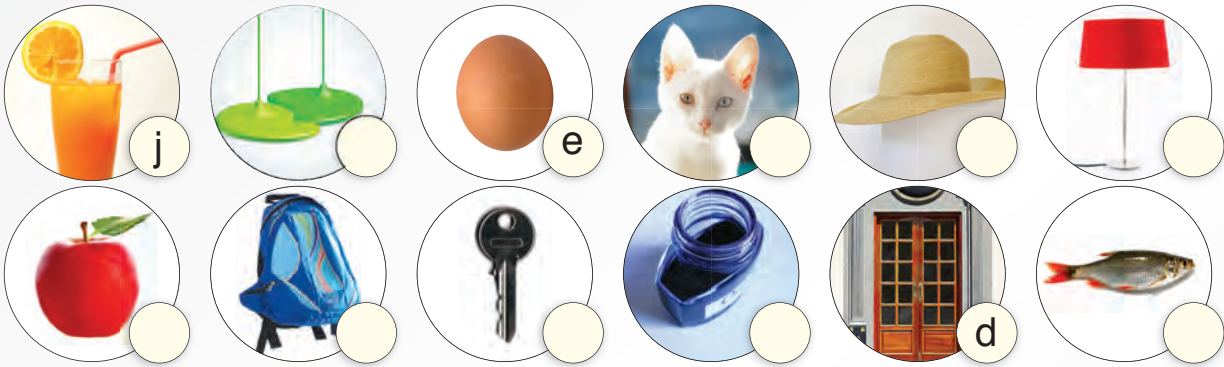
11    12    13    14    15    16    17    18    19    20

11    12    13    14    15    16    17    18    19    20

11    12    13    14    15    16    17    18    19    20

### 1 Read and match

Aa Bb Cc Dd Ee Ff Gg Hh Ii Jj Kk Ll



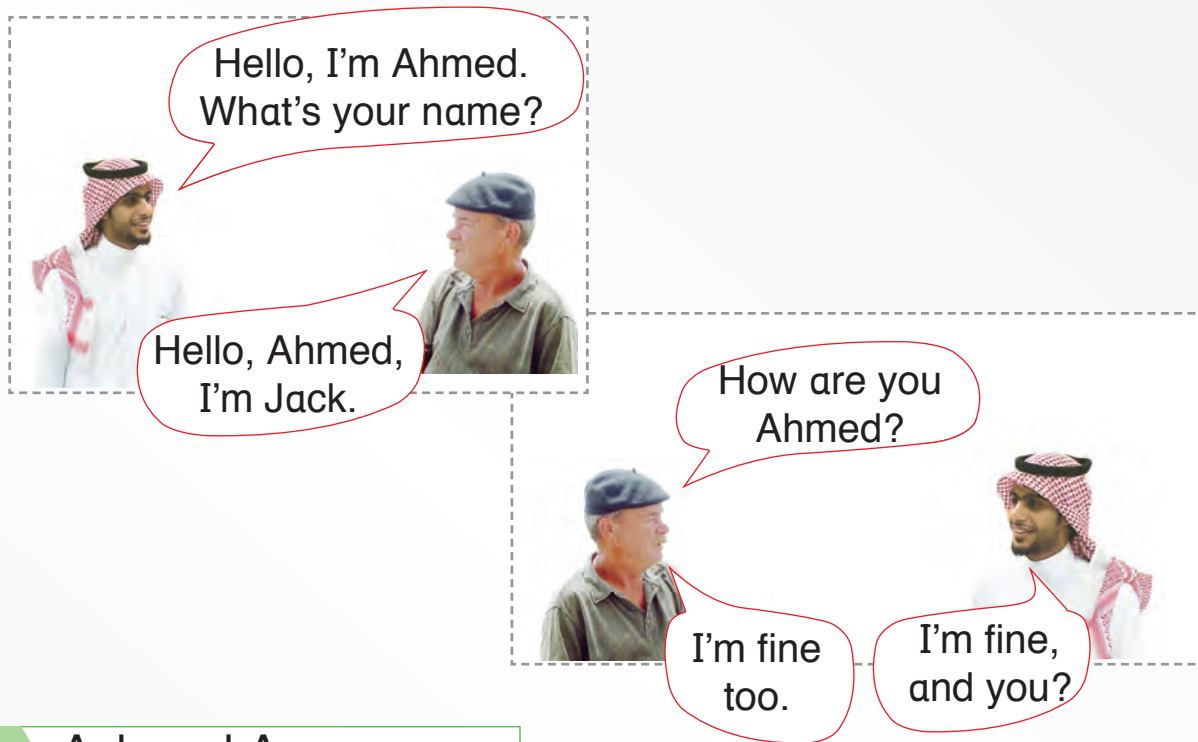
### 2 Read



### 3 Practice

$4 + 6 = \underline{\hspace{2cm}}$	$2 + 5 = \underline{\hspace{2cm}}$	$8 + 4 = \underline{\hspace{2cm}}$
$9 + 11 = \underline{\hspace{2cm}}$	$12 + 6 = \underline{\hspace{2cm}}$	$3 + 4 = \underline{\hspace{2cm}}$
$20 - 5 = \underline{\hspace{2cm}}$	$7 - 2 = \underline{\hspace{2cm}}$	$10 - 5 = \underline{\hspace{2cm}}$
$17 - 10 = \underline{\hspace{2cm}}$	$14 - 8 = \underline{\hspace{2cm}}$	$9 - 6 = \underline{\hspace{2cm}}$



1 Practice



2 Ask and Answer



### 1 Ask and answer



① What's this?

It is a \_\_\_\_\_.

② What's this?

It is a \_\_\_\_\_.

③ What's this?

It is a \_\_\_\_\_.

④ What's this?

It is a \_\_\_\_\_.

⑤ Is it an \_\_\_\_\_?

Yes, it is.

⑥ Is it a \_\_\_\_\_?

No, it is not.

⑦ Is it an \_\_\_\_\_?

Yes, it is.


⑧ Is it a \_\_\_\_\_?

No, it is not.

## 2 Find and cross the word

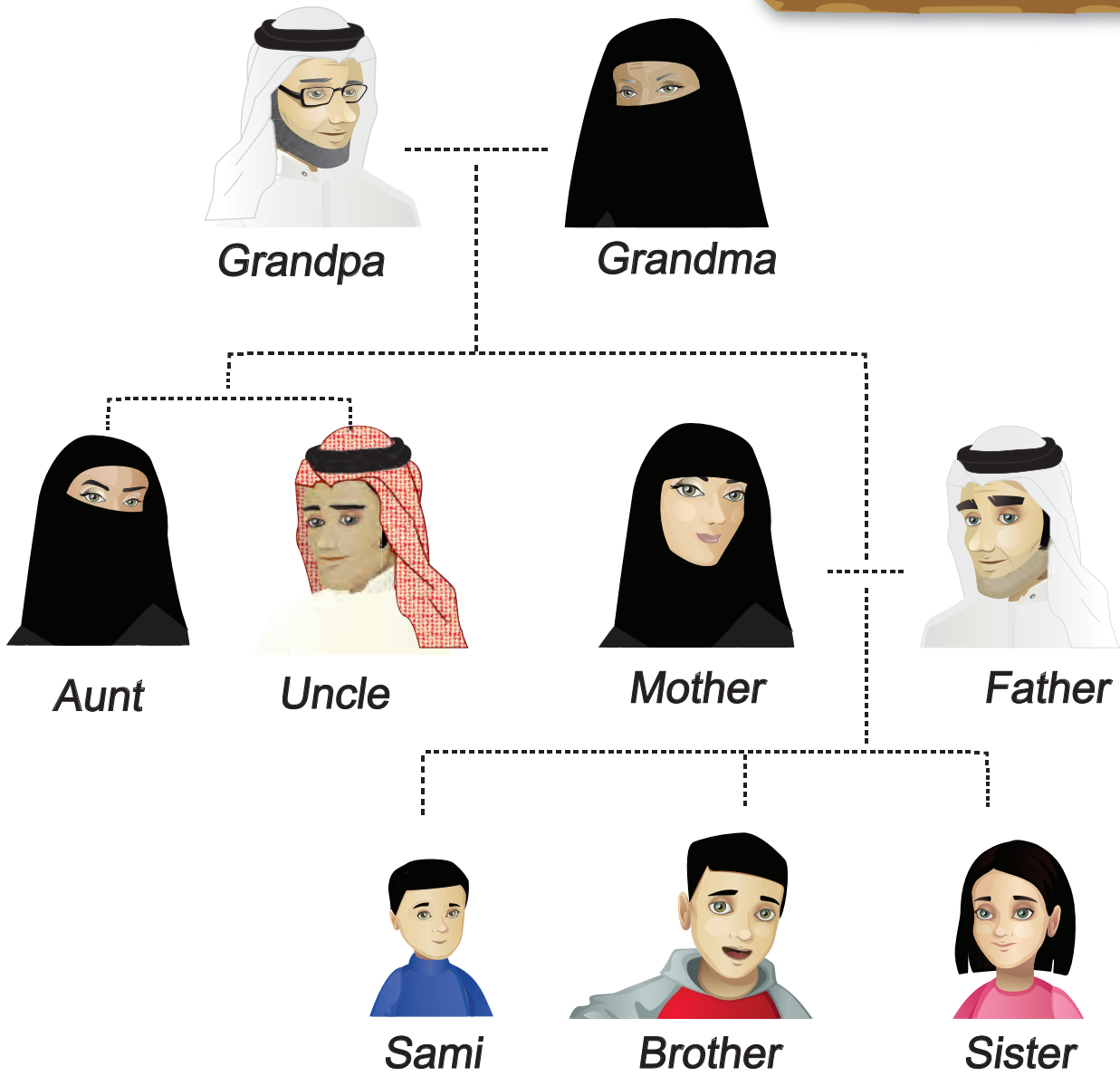
f	x	I	a	m	o	t	a	w	e
i	h	e	l	l	o	h	f	t	g
n	c	c	y	o	u	i	i	h	g
e	x	i	n	k	o	s	s	e	d
y	b	a	g	i	a	i	h	y	o
h	i	t	p	e	n	c	i	l	o
e	c	a	t	s	h	e	p	m	r

1. ~~I am~~
2. you
3. he
4. she
5. it
6. we
7. they
8. this
9. ink
10. door
11. cat
12. egg
13. pencil
14. hello
15. fine
16. fish



# Unit 3


# MY FAMILY





## 1 Say and point

## Family &amp; Friends



## 2 Read

- Hello, grandpa, hello grandma
- Hello, father, hello, mother
- Hello, hello
- Hello, uncle, hello aunt
- Hello, brother, hello sister
- Hello, hello everyone



Hello 20

Hello 30

Hello 40




## 3 Read and trace



Mother

This is my mother. She is 45.



Nine

It is number 9.

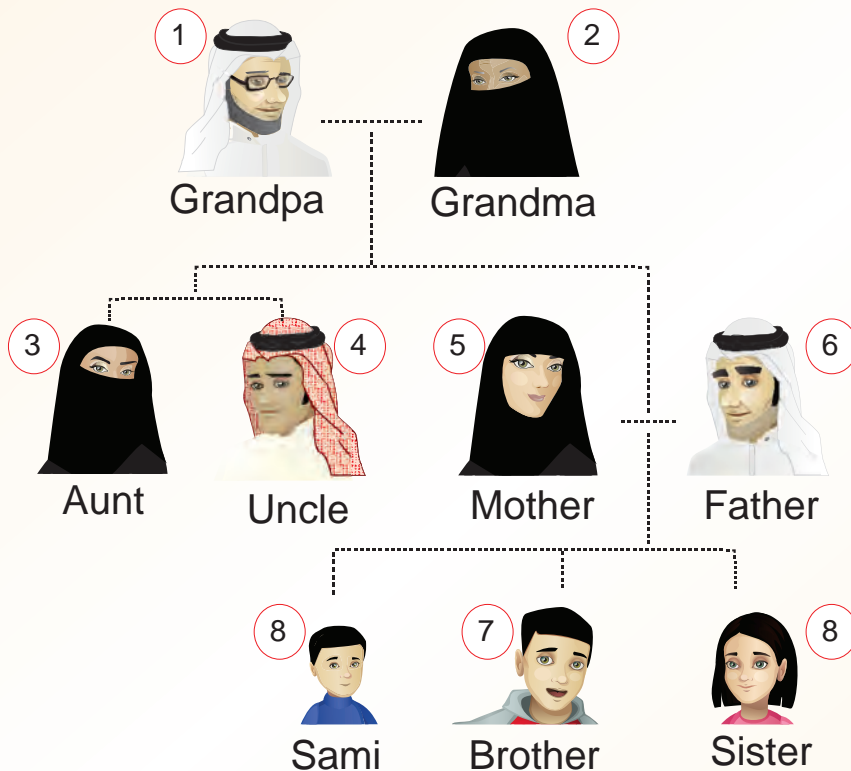


Orange


This is an orange. It is a fresh orange.



### 1 Read



### 2 Ask and answer



## 3 Ask and answer



## 4 Read and chant



This is my father, this my mother  
I love my father and my mother.  
This is my brother, this is my sister.  
I love my brother and my sister.  
I love my family.



## 1 Read and trace



Pen

This is a red pen.



Quilt

This is a coloured quilt.



Rabbit

This is a white rabbit.




## 2 Read



## 3 Ask and answer



1	2	3	4	5	6	7	8	9	10
11	12	13	14	15	16	17	18	19	20
21	22	23	24	25	26	27	28	29	30
31	32	33	34	35	36	37	38	39	40
41	42	43	44	45	46	47	48	49	50
51	52	53	54	55	56	57	58	59	60
61	62	63	64	65	66	67	68	69	70
71	72	73	74	75	76	77	78	79	80
81	82	83	84	85	86	87	88	89	90
91	92	93	94	95	96	97	98	99	100



What colour  
is 23?

It is green.



## Colours



Black



Red



Yellow



Green



Blue



Brown



White



Orange



### 1 Look, say and match

① He is my grandpa.

② She is my mother.




③ He is my brother.

④ She is my aunt.

⑤ She is my grandma.

⑥ He is my father.

⑦ She is my sister.



### 2 Read



Saad: Hello, Jack, How are you?

Jack: Hello, Saad. I'm fine.

Saad: How old are you?

Jack: I'm 45.






3 Read and learn




I	am	25.
You	are	from Riyadh.
He	is	fine.
We	are	Muslims.
They	are	teachers.


4 Read and write the number




Ten




Twenty




Thirty




Forty




Fifty




Sixty




Seventy




Eighty




Ninety




A hundred



# Unit 4

# OUR HOUSE

This is our house.





### 1 Look and read



Kitchen



Living Room




Bedroom



Garden



Bathroom



Dining Room

### 2 Read



Reading



Eating



Cooking




Sleeping



Washing

## 3 Read and trace



Square  
It is a green square.

S s S s



Tea  
It is red tea.

T t T t



Umbrella  
This is a black umbrella.



U u U u



Vase  
This is a nice vase.

V v V v

### 1 Ask and answer



### 2 Now, complete

- Where is grandpa?  
He is in \_\_\_\_\_.
- What is he doing?  
He is \_\_\_\_\_.





### 3 Ask and answer

- Where is Huda?  
She is in \_\_\_\_\_.
- What is she doing?  
She is \_\_\_\_\_.



### 4 Read

This is my house. I live in my house with my family. It is big. There are seven rooms in it. There is a living room, a kitchen, a dining room, two bathrooms, and four bedrooms. I like my house.



## 1 Read and trace



Window

It is a rectangle window.


W w W w



X-ray

He had an x-ray.

X x X x



Yo-Yo

This is a green yo-yo.

Y y Y y



Zoo

There are animals in the zoo.

Z z Z z

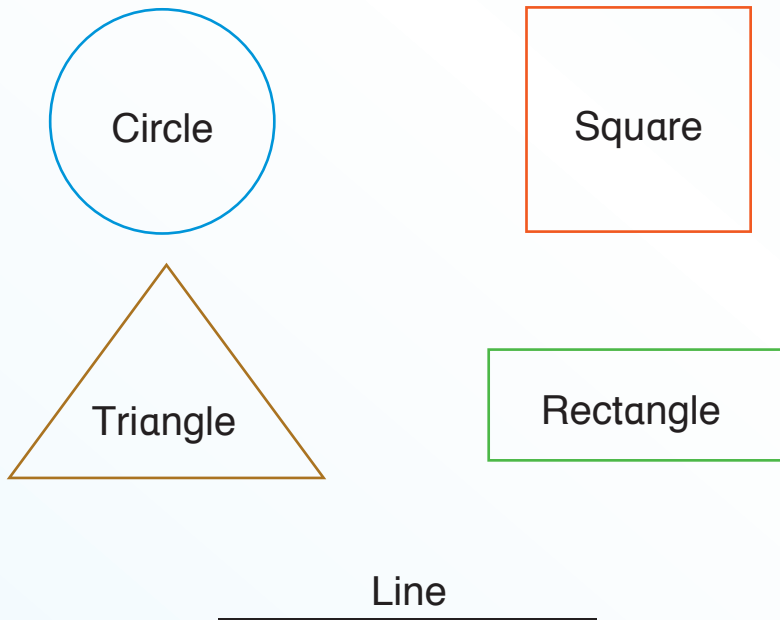
## 2 Read

Ss Tt Uu Vv Ww Xx Yy Zz

3 Read




4 Shapes




### 1 Look, say and match


1. He is in the kitchen.



2. She is in the bathroom.



3. They are in the living room.



4. He is in the dining room.



5. She is in the bedroom.



### 2 Read




Asma: Where is your mother, Huda?

Huda: She \_\_\_\_\_.

Asma: What is she doing?


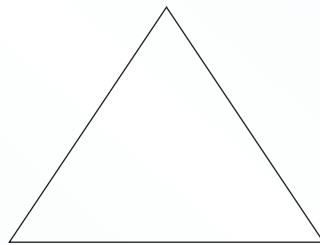
Huda: She is \_\_\_\_\_.



## 3 Read and complete the letters

A a	B _ _	C c	_ _ d
E _ _	F f	G _ _	_ _ h
I i	J _ _	K _ _	L l
M m	_ _ n	O o	P p
Q _ _	R _ _	_ _ s	T t
U u	V _ _	_ _ w	X x
Y y		Z _ _	

## 4 Write the names of the shapes




---




### 1 Practice and match


Aa Bb Cc Dd Ee Ff Gg Hh Ii Jj Kk  
Ll Mm Nn Oo Pp Qq Rr Ss Tt Uu Vv  
Ww Xx Yy Zz







1 Count and write the number

























2 Ask and answer



Ali: Hello, grandpa. How are you today?

Grandpa: Fine and you?

Ali: I'm fine, too.



How old is your grandpa? \_\_\_\_\_

How is he? \_\_\_\_\_



\_\_\_\_\_ ? \_\_\_\_\_

### 1 Read and match



- 1- Kitchen
- 2- Living room
- 3- Bedroom
- 4- Dining Room
- 5- Garden
- 6- Bathroom



### 2 Practice and match



1. Mother
2. Grandpa
3. Brother
4. Sister
5. Father
6. Uncle
7. Aunt



1 Read and match 



1




2



3



4



5



6



7



8



9

- Cooking  1
- Washing
- Reading
- Sleeping
- Writing
- Riding
- Drawing
- Praying
- Playing

2 Ask and Answer 

1. What's she doing?

---



---

2. What's he doing?

---



---

3. What are they doing?

---



---

# Picture Dictionary

<b>A</b> a	Apple		Ant	
<b>B</b> b	Bag		Book	
<b>C</b> c	Cat		Car	
<b>D</b> d	Door		Dog	
<b>E</b> e	Egg		Ear	
<b>F</b> f	Fish		Flower	



<b>G g</b>	Green		game	
<b>H h</b>	Hat		House	
<b>I i</b>	Ink		Ice	
<b>J j</b>	Juice		Jam	
<b>K k</b>	Key		Kite	
<b>L l</b>	Lamp		Leaf	

# Picture Dictionary

<b>M</b> m	Mother		Moon	
<b>N</b> n	Nine		Nose	
<b>O</b> o	Orange		Olives	
<b>P</b> p	Pen		Pencil	
<b>Q</b> q	Quilt		Quarter	
<b>R</b> r	Rabbit		Room	
<b>S</b> s	Square		Sun	



<b>T</b> t	Tea		Table	
<b>U</b> u	Umbrella		Under	
<b>V</b> v	Vase		Van	
<b>W</b> w	Window		Water	
<b>X</b> x	X-ray		Box	
<b>Y</b> y	Yo-Yo		Yellow	
<b>Z</b> z	Zoo		Zero	

